

# Distributed Model Predictive Control for Heterogeneous Vehicle Platoons Under Unidirectional Topologies

Yang Zheng, Shengbo Eben Li, Keqiang Li, Francesco Borrelli, *Fellow IEEE*, and J. Karl Hedrick

**Abstract**—This paper presents a distributed model predictive control (DMPC) algorithm for heterogeneous vehicle platoons with unidirectional topologies and a *a priori* unknown desired set point. The vehicles (or nodes) in a platoon are dynamically decoupled but constrained by spatial geometry. Each node is assigned a local open-loop optimal control problem only relying on the information of neighboring nodes, in which the cost function is designed by penalizing on the errors between the predicted and assumed trajectories. Together with this penalization, an equality-based terminal constraint is proposed to ensure stability, which enforces the terminal states of each node in the predictive horizon equal to the average of its neighboring states. By using the sum of local cost functions as a Lyapunov candidate, it is proved that asymptotic stability of such a DMPC can be achieved through an explicit sufficient condition on the weights of the cost functions. Simulations with passenger cars demonstrate the effectiveness of the proposed DMPC.

**Index Terms**—Autonomous vehicle, distributed control, graph theory heterogeneous platoon, model predictive control (MPC).

## I. INTRODUCTION

THE platooning of autonomous vehicles has received considerable attention in recent years [1]–[7]. Most of this attention is due to its potential to significantly benefit road transportation, including improving traffic efficiency, enhancing road safety, and reducing fuel consumption [1], [2]. The main objective of the platoon control is to ensure all the vehicles in a group move at the same speed while maintaining a prespecified distance between any consecutive followers [5]–[7].

Manuscript received October 9, 2015; revised April 26, 2016; accepted July 14, 2016. Manuscript received in final form July 23, 2016. This work was supported in part by NSF China under Grant 51575293 and in part by CSC Funding under Grant 201406215042. Recommended by Associate Editor C. Canudas-de-Wit. (*Corresponding author: Shengbo Eben Li.*)

Y. Zheng was with the State Key Laboratory of Automotive Safety and Energy, Tsinghua University, Beijing 100084, China. He is now with the Department of Engineering Science, University of Oxford, Oxford OX1 3PJ, U.K. (e-mail: yang.zheng@eng.ox.ac.uk).

S. E. Li is with the State Key Laboratory of Automotive Safety and Energy, Tsinghua University, Beijing 100084, China, and also with the University of California at Berkeley, Berkeley, CA 94720 USA (e-mail: lisb04@gmail.com).

K. Li is with the State Key Laboratory of Automotive Safety and Energy, Tsinghua University, Beijing 100084, China (e-mail: likq@tsinghua.edu.cn).

F. Borrelli and J. K. Hedrick are with the Department of Mechanical Engineering, University of California at Berkeley, Berkeley, CA 94720 USA (e-mail: fborrelli@berkeley.edu; karlhed@gmail.com).

Color versions of one or more of the figures in this paper are available online at <http://ieeexplore.ieee.org>.

Digital Object Identifier 10.1109/TCST.2016.2594588

The earliest practices on the platoon control could date back to the PATH program in the 1980s, in which many well-known topics were introduced in terms of sensors and actuators, control architecture, decentralized control, and string stability [5]. Since then, many other issues on the platoon control have been discussed, such as the selection of spacing policies [6], [7], the influence of communication topology [8]–[10], and the impact of dynamic heterogeneity [11], [12]. In recent years, some advanced platoon control laws have been proposed under the framework of multiagent consensus control [13]–[17]. Most of them employ linear dynamics and linear controllers for the convenience of theoretical completeness, and do not account for input constraints and model nonlinearities. A few notable exceptions are in [14] and [17], where the communication topologies are assumed to be limited in range. However, the input constraints and model nonlinearities do exist in a more accurate problem formulation due to actuator saturation and some salient nonlinearities involved in the powertrain system, e.g., engine, driveline, and aerodynamic drag [18], [19]. Besides, with the rapid deployment of vehicle-to-vehicle communication, such as DSRC and VANETs [20], various types of communication topologies are emerging, e.g., the two-predecessor following (TPF) type and the multiple-PF type [21], [22]. New challenges for platoon control arise naturally considering the variety of topologies, especially when taking into account a large variety of topologies in a systematic and integrated way.

This paper proposes an innovative solution for the platoon control, considering both nonlinear dynamics and topological variety based on the model predictive control (MPC) framework. Traditionally, MPC is used for a single-agent system, where the control input is obtained by numerically optimizing a finite horizon optimal control problem, where both nonlinearity and constraints can be explicitly handled [23]. This technique has been embraced by many industrial applications, for instance, thermal energy control [24], collision avoidance [18], vehicle stability [25], and energy management [26]. Most of these MPCs are implemented in a centralized way, where all the control inputs are computed by assuming that all the states are known [18], [24]–[26]. When considering an actual platoon system involving multiple vehicles, the centralized implementation is not suitable because of the limitation to gather the information of all vehicles and the challenge to compute a large-scale optimization problem. In this paper,

we present a synthesis method of distributed MPC (DMPC) for a heterogeneous platoon, where each vehicle is assigned a local optimal control problem only relying on its neighboring vehicles' information.

Recently, several DMPC schemes have been proposed for dynamically coupled or decoupled multiagent systems [27]–[30]. The asymptotic stability was usually established by employing the consistency constraints, e.g., the mismatch between newly calculated optimal trajectories and the previously calculated ones must be bounded [27], [28]. A recent comprehensive review on DMPC can be found in [31]. However, the majority of existing DMPC algorithms only focus on the stabilization of the system with a common set point, assuming that all agents *a priori* know the desired equilibrium information. For a vehicle platoon, such a common set point corresponds to the leader's state. However, it is not practical to assume that all the followers can communicate with the leader, which means that not all of the followers know the desired set point in a platoon. The purpose of this paper is to address the control issue of vehicle platoons with *a priori* unknown desired set point under DMPC framework. Most existing MPC works in this field rely on the problem formulation of the adaptive cruise control (ACC) [32], [33], which only involve two vehicles in the problem formulation. There exist some extensions to the cooperative ACC case, which involve multiple vehicles [14], [34]. Such treatments in [14] and [34], however, also directly take two consecutive vehicles into the problem formulation, which are only applicable to limited types of communication topologies, i.e., the PF type and the predecessor-leader following (PLF) type.

This paper presents a DMPC algorithm for heterogeneous platoons with unidirectional topologies and *a priori* unknown desired set point. The contribution of this paper is in two aspects: 1) the proposed DMPC algorithm does not need all nodes to *a priori* know the desired set point, which is a significant improvement compared with many previous studies [27]–[30] and 2) our findings not only explicitly highlights the importance of communication topology in stabilizing the entire platoon system, but also extends the results in [14] and [34] to suit any arbitrary unidirectional topology. Specifically, a platoon is viewed as a group of vehicles, which are dynamically decoupled but interact with each other by spatial geometry and communication topology. In a platoon, only the followers, which directly communicate with the leader, know the desired set point. Under the proposed DMPC, each follower is assigned a local open-loop optimal control problem only relying on the information of neighboring vehicles, in which the errors between predicted trajectories and assumed ones are penalized. A neighboring average-based terminal constraint is proposed, by which the terminal state of each node is enforced to be equal to the state average of its neighboring nodes. We use the sum of the local cost functions as a Lyapunov candidate, and prove that asymptotical stability can be achieved through explicit parametric conditions on the weights of the cost functions under unidirectional topologies. The material in this paper was partially summarized in [2].

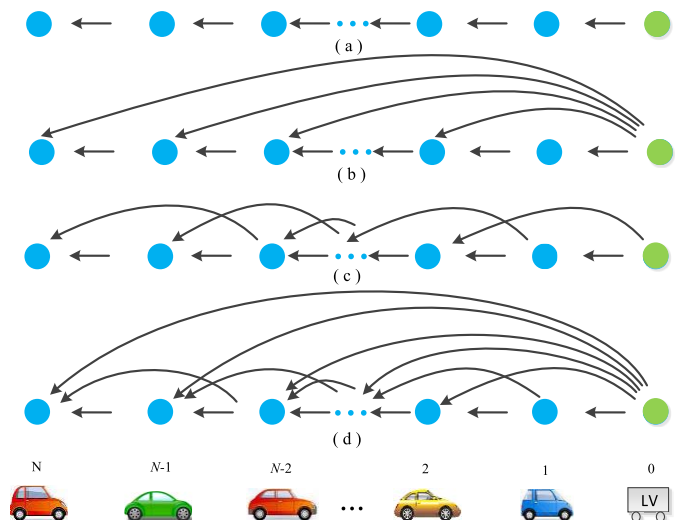


Fig. 1. Examples of unidirectional topology. (a) predecessor-following (PF), (b) predecessor-leader following (PLF), (c) two-predecessor following (TPF), (d) two-predecessor-leader following (TPLF).

The rest of this paper is organized as follows. In Section II, the dynamic model, control objective, and the model of communication topology in a platoon are presented. Section III introduces the formulation of local optimal control problems. The stability results are given in Section IV, followed by the simulation results in Section V. Section VI concludes this paper.

*Notation:* Throughout this paper,  $\mathbb{R}$  and  $\mathbb{C}$  stand for the set of real numbers and complex numbers, respectively. We use  $\mathbb{R}^{m \times n}$  to denote the set of  $m \times n$  real matrices, and the set of symmetric matrices of order  $n$  is denoted by  $\mathbb{S}^n$ . For any positive integer  $N$ , let  $\mathcal{N} = \{1, 2, \dots, N\}$ . Given a symmetric matrix  $M \in \mathbb{S}^n$ ,  $M \geq 0$  ( $M > 0$ ) means that the matrix is positive semidefinite (positive definite). The relation  $M_1 \geq M_2$  for symmetric matrices means that  $M_1 - M_2 \geq 0$ . The identity matrix of dimension  $n$  is denoted by  $I_n$ .  $\text{diag}(a_1, \dots, a_N)$  is a diagonal matrix with main diagonal entries  $a_j$  and  $j \in \mathcal{N}$ , and the off-diagonal entries are zero. Given a matrix  $A \in \mathbb{R}^{n \times n}$ , and its spectrum radius is denoted by  $\rho(A)$ . Given a vector  $x$  and a positive semidefinite matrix  $Q \geq 0$ , we use  $\|x\|_Q = (x^T Q x)^{1/2}$  to denote the weighted Euclidean norm. The Kronecker product is denoted by  $\otimes$ , which facilitates the manipulation of matrices by the following properties: 1)  $(A \otimes B)(C \otimes D) = AC \otimes BD$  and 2)  $(A \otimes B)^T = A^T \otimes B^T$ .

## II. PLATOON MODELING AND CONTROL OBJECTIVE

As shown in Fig. 1, this paper considers a heterogeneous platoon with a broad selection of communication topologies running on a flat road with  $N + 1$  vehicles (or nodes), which includes a leading vehicle (indexed by 0) and  $N$  following vehicles (FVs, indexed from 1 to  $N$ ). The communication among nodes is assumed to be unidirectional from the preceding vehicles to downstream ones, which are commonly used in the field of vehicle platoon [22], such as PF, PLF, TPF, and two-PLF (TPLF) (see Fig. 1 for examples).

The platoon is dynamically decoupled, but constrained by the spatial formation. Each node has nonlinear dynamics with

input constraints, but its desired set point with respect to the leader might be unknown. Only the nodes that directly communicate with the leader know the desired set point. The control objective of the DMPC is to achieve a global coordination in terms of movement and geometry even though the exchanged information is local and limited to the neighborhood of each node.

### A. Nonlinear Platoon Model for Control

This paper only considers the vehicle longitudinal dynamics, which are composed of engine, drive line, brake system, aerodynamic drag, tire friction, rolling resistance, and gravitational force. To strike a balance between accuracy and conciseness, it is assumed that: 1) the vehicle body is rigid and left-right symmetric; 2) the platoon is on flat and dry-asphalt road, and the tire slip in the longitudinal direction is neglected; 3) the powertrain dynamics are lumped to be a first-order inertial transfer function; and 4) the driving and braking torques are integrated into one control input. Then, the discrete-time model of any FV  $i$  is:

$$\begin{cases} s_i(t+1) = s_i(t) + v_i(t)\Delta t \\ v_i(t+1) = v_i(t) + \frac{\Delta t}{m_{\text{veh},i}} \left( \frac{\eta_{T,i}}{R_i} T_i(t) - F_{\text{veh},i}(v_i(t)) \right) \\ T_i(t+1) = T_i(t) - \frac{1}{\tau_i} T_i(t)\Delta t + \frac{1}{\tau_i} u_i(t)\Delta t \\ F_{\text{veh},i}(v_i(t)) = C_{A,i} v_i^2(t) + m_{\text{veh},i} g f_i \end{cases} \quad (1)$$

where  $\Delta t$  is the discrete time interval;  $s_i(t)$  and  $v_i(t)$  denote the position and velocity of node  $i$ ;  $m_{\text{veh},i}$  is the vehicle mass;  $C_{A,i}$  is the coefficient of aerodynamic drag;  $g$  is the gravity constant;  $f_i$  is the coefficient of rolling resistance;  $T_i(t)$  is the integrated driving/braking torque;  $\tau_i$  is the inertial lag of longitudinal dynamics,  $R_i$  is the tire radius;  $\eta_{T,i}$  is the mechanical efficiency of the driveline; and  $u_i(t) \in \mathbb{R}$  is the control input, representing the desired driving/braking torque. The control input is subject to the box constraint

$$u_i \in \mathcal{U}_i = \{u_{\min,i} \leq u_i \leq u_{\max,i}\} \quad (2)$$

where  $u_{\min,i}$  and  $u_{\max,i}$  are the bounds. For each node, the state is denoted as  $x_i(t) = [s_i(t), v_i(t), T_i(t)]^T \in \mathbb{R}^{3 \times 1}$ , and the output is denoted as  $y_i(t) = [s_i(t), v_i(t)]^T \in \mathbb{R}^{2 \times 1}$ . Further, (1) can be rewritten into a compact form

$$\begin{aligned} x_i(t+1) &= \phi_i(x_i(t)) + \psi_i \cdot u_i(t) \\ y_i(t) &= \gamma x_i(t) \end{aligned} \quad (3)$$

where  $\psi_i = [0, 0, (1/\tau_i)\Delta t]^T \in \mathbb{R}^{3 \times 1}$ ;  $\gamma = \begin{bmatrix} 1 & 0 & 0 \\ 0 & 1 & 0 \end{bmatrix} \in \mathbb{R}^{2 \times 3}$ ;  $\phi_i(x_i) \in \mathbb{R}^{3 \times 1}$  is defined as

$$\phi_i = \begin{bmatrix} s_i(t) + v_i(t)\Delta t \\ v_i(t) + \frac{\Delta t}{m_{\text{veh},i}} \left( \frac{\eta_{T,i}}{R_i} T_i(t) - F_{\text{veh},i}(v_i(t)) \right) \\ T_i(t) - \frac{1}{\tau_i} T_i(t)\Delta t \end{bmatrix}.$$

Define  $X(t) \in \mathbb{R}^{3N \times 1}$ ,  $Y(t) \in \mathbb{R}^{2N \times 1}$ , and  $U(t) \in \mathbb{R}^{N \times 1}$  as the vectors of states, outputs, and inputs of all nodes, that is

$$\begin{aligned} X(t) &= [x_1^T(t), x_2^T(t), \dots, x_N^T(t)]^T \\ Y(t) &= [y_1^T(t), y_2^T(t), \dots, y_N^T(t)]^T \\ U(t) &= [u_1(t), \dots, u_N(t)]^T. \end{aligned}$$

Then, the overall discrete-time dynamics of the platoon becomes

$$\begin{aligned} X(t+1) &= \Phi(X(t)) + \Psi \cdot U(t) \\ Y(t+1) &= \Gamma \cdot X(t+1) \end{aligned} \quad (4)$$

where  $\Phi = [\phi_1(x_1)^T, \phi_2(x_2)^T, \dots, \phi_N(x_N)^T]^T \in \mathbb{R}^{3N \times 1}$ ,  $\Psi = \text{diag}\{\psi_1, \dots, \psi_N\} \in \mathbb{R}^{3N \times N}$ ,  $\Gamma = I_N \otimes \gamma \in \mathbb{R}^{2N \times 3N}$ .

The model (1) for vehicle dynamics is inherently a third-order nonlinear system, which can encapsulate a wide range of vehicles. Note that the linear models are also widely used in the platoon control for the sake of theoretical completeness [6], [13], [15].

### B. Objective of Platoon Control

The objective of the platoon control is to track the speed of the leader while maintaining a desired gap between any consecutive vehicles, which is specified by a desired spacing policy, that is

$$\begin{cases} \lim_{t \rightarrow \infty} \|v_i(t) - v_0(t)\| = 0 \\ \lim_{t \rightarrow \infty} \|s_{i-1}(t) - s_i(t) - d_{i-1,i}\| = 0 \end{cases}, \quad i \in \mathcal{N} \quad (5)$$

where  $d_{i-1,i}$  is the desired space between  $i-1$  and  $i$ . The selection of  $d_{i-1,i}$  determines the geometry formation of the platoon. Here, the constant spacing policy is used, that is

$$d_{i-1,i} = d_0. \quad (6)$$

### C. Model of Communication Topology

An accurate model of the topological structure is critical to design a coupled cost function in the DMPC. The communication topology in a platoon can be modeled by a directed graph  $\mathbb{G} = \{\mathbb{V}, \mathbb{E}\}$ , where  $\mathbb{V} = \{0, 1, 2, \dots, N\}$  is the set of nodes, and  $\mathbb{E} \subseteq \mathbb{V} \times \mathbb{V}$  is the set of edges in connection [21], [36]. The properties of graph  $\mathbb{G}$  are further reduced into the formation of three matrices, i.e., adjacency matrix  $\mathcal{A}$ , Laplacian matrix  $\mathcal{L}$ , and pinning matrix  $\mathcal{P}$ .

The adjacency matrix is used to describe the directional communication among the followers, which is defined as  $\mathcal{A} = [a_{ij}] \in \mathbb{R}^{N \times N}$  with each entry expressed as

$$\begin{cases} a_{ij} = 1, & \text{if } \{j, i\} \in \mathbb{E} \\ a_{ij} = 0, & \text{if } \{j, i\} \notin \mathbb{E} \end{cases} \quad i, j \in \mathcal{N} \quad (7)$$

where  $\{j, i\} \in \mathbb{E}$  means that there is a directional edge from node  $j$  to node  $i$ , i.e., node  $i$  can receive the information of node  $j$  (or simply  $j \rightarrow i$ ). The Laplacian matrix  $\mathcal{L} \in \mathbb{R}^{N \times N}$  is defined as

$$\mathcal{L} = \mathcal{D} - \mathcal{A} \quad (8)$$

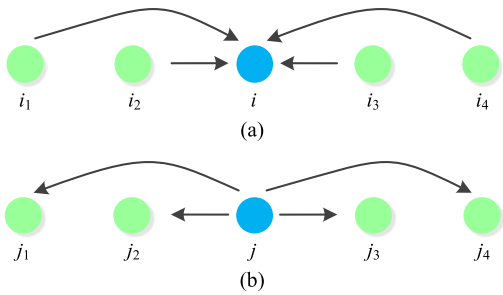


Fig. 2. Examples of sets  $\mathbb{N}_i$  and  $\mathbb{O}_i$ . (a)  $\mathbb{N}_i = \{i_1, i_2, i_3, i_4\}$ . (b)  $\mathbb{O}_j = \{j_1, j_2, j_3, j_4\}$ .

where  $\mathcal{D} \in \mathbb{R}^{N \times N}$  is called the in-degree matrix, defined as

$$\mathcal{D} = \text{diag}\{\text{deg}_1, \text{deg}_2, \dots, \text{deg}_N\} \quad (9)$$

where  $\text{deg}_i = \sum_{j=1}^N a_{ij}$  represents the in-degree of node  $i$  in  $\mathbb{G}$ . The pinning matrix  $\mathcal{P} \in \mathbb{R}^{N \times N}$  is used to model how each follower connects to the leader, defined as

$$\mathcal{P} = \text{diag}\{p_1, p_2, \dots, p_N\} \quad (10)$$

where  $p_i = 1$  if edge  $\{0, i\} \in \mathbb{E}$ ; otherwise,  $p_i = 0$ . Node  $i$  is said to be pinned to the leader if  $p_i = 1$ , and only the nodes pinned to the leader know the desired set point. We further define the leader accessible set of node  $i$  as

$$\mathbb{P}_i = \begin{cases} \{0\}, & \text{if } p_i = 1 \\ \emptyset, & \text{if } p_i = 0. \end{cases}$$

For the sake of completeness, several definitions are stated as follows.

- 1) *Directed Path*: A directed path from node  $i_1$  to node  $i_k$  is a sequence of edges  $(i_1, i_2), (i_2, i_3), \dots, (i_{k-1}, i_k)$  with  $(i_{j-1}, i_j) \in \mathbb{E}, \forall j = \{2, \dots, k\}$ .
- 2) *Spanning Tree*: The graph  $\mathbb{G}$  is said to contain a spanning tree if there is a root node such that there exists a directed path from this node to every other node.
- 3) *Neighbor Set*: Node  $j$  is said to be a neighbor of node  $i$  if and only if  $a_{ij} = 1, j \in \mathcal{N}$ . The neighbor set of node  $i$  is denoted by  $\mathbb{N}_i = \{j | a_{ij} = 1, j \in \mathcal{N}\}$ .

The set  $\mathbb{N}_i$  means that node  $i$  can receive the information of any  $j \in \mathbb{N}_i$ . Similarly, we define a dual set  $\mathbb{O}_i = \{j | a_{ji} = 1, j \in \mathcal{N}\}$ , which means that node  $i$  sends its information to any  $j \in \mathbb{O}_i$ . Note that for an undirected topology, we have  $\mathbb{N}_i = \mathbb{O}_i$ ; but for any directed topology, this equality does not hold. Fig. 2 shows typical examples of sets  $\mathbb{N}_i$  and  $\mathbb{O}_i$ .

Note that the set  $\mathbb{I}_i = \mathbb{N}_i \cup \mathbb{P}_i$  describes all the nodes, which can send their information to node  $i$ . Hence, only the information of nodes in  $\mathbb{I}_i$  can be used to construct the local optimal control problem for node  $i$ .

### III. DESIGN OF DISTRIBUTED MODEL PREDICTIVE CONTROL

This section introduces the formulation of DMPC for heterogeneous platoons. The position and velocity of the leader are denoted by  $s_0(t)$  and  $v_0(t)$ , respectively. The leader is

assumed to run at a constant speed, i.e.,  $s_0 = v_0 t$ . The desired set point of state and input of node  $i$  is

$$\begin{cases} x_{\text{des},i}(t) = [s_{\text{des},i}(t), v_{\text{des},i}(t), T_{\text{des},i}(t)]^T \\ u_{\text{des},i}(t) = T_{\text{des},i}(t) \end{cases} \quad (11)$$

where  $s_{\text{des},i}(t) = s_0(t) - i \cdot d_0$ ,  $v_{\text{des},i}(t) = v_0$ , and  $T_{\text{des},i}(t) = h_i(v_0)$ , which is used to counterbalance the external drag, defined as

$$h_i(v_0) = \frac{R_i}{\eta_{T,i}} (C_{A,i} v_0^2 + m_{\text{veh},i} g f_i). \quad (12)$$

The corresponding equilibrium of output is  $y_{\text{des},i}(t) = \gamma x_{\text{des},i}(t)$ . Note that the constant speed assumption for the leader characterizes the desired equilibrium for a platoon, which is widely used for theoretical analysis in the literature [3], [9], [13]–[16]. Note also that many previous works on DMPC assume that all the nodes *a priori* know the desired set point [14], [27], [28]. In this paper, it must be pointed out that the desired set point is not universally known for all the followers in a platoon, and only the nodes pinned to the leader have access to the desired set information. The method proposed in this paper can guarantee the consensus of the desired set point among the followers when  $\mathbb{G}$  contains a spanning tree.

#### A. Local Open-Loop Optimal Control Problem

For each node  $i$ , the formulation of its local optimal control problem only uses the information of the nodes in set  $\mathbb{I}_i = \mathbb{N}_i \cup \mathbb{P}_i$ . For the sake of narrative convenience, the nodes in  $\mathbb{N}_i$  are numbered as  $i_1, i_2, \dots, i_m$ . Define

$$\begin{aligned} y_{-i}(t) &= [y_{i_1}^T(t), y_{i_2}^T(t), \dots, y_{i_m}^T(t)]^T \\ u_{-i}(t) &= [u_{i_1}(t), u_{i_2}(t), \dots, u_{i_m}(t)]^T \end{aligned}$$

as the vectors of the outputs and inputs of nodes in  $\mathbb{N}_i$ , respectively. The same length of predictive horizon  $N_p$  is used in all local problems. Over the prediction horizon  $[t, t + N_p]$ , we define three types of trajectories.

- 1)  $y_i^p(k|t)$ : Predicted output trajectory.
- 2)  $y_i^*(k|t)$ : Optimal output trajectory.
- 3)  $y_i^a(k|t)$ : Assumed output trajectory.

Here,  $k = 0, 1, \dots, N_p$ . The notation  $y_i^p(k|t)$  represents the output trajectory that parameterizes the local optimal control problem. The notation  $y_i^*(k|t)$  represents the optimal solution after numerically solving the local problem. The notation  $y_i^a(k|t)$  is the assumed trajectory transmitted to the nodes in set  $\mathbb{O}_i$ , which is actually the shifted last-step optimal trajectories of node  $i$  (see the precise definition in Section III-B). Likewise, three types of control inputs are also defined.

- 1)  $u_i^p(k|t)$ : Predicted control input.
- 2)  $u_i^*(k|t)$ : Optimal control input.
- 3)  $u_i^a(k|t)$ : Assumed control input.

Now we define the local open-loop optimal control problem for each node  $i$ .



*Problem  $\mathcal{F}_i$* : For  $i \in \{1, 2, \dots, N\}$  at time  $t$

$$\begin{aligned} & \min_{u_i^p(0|t), \dots, u_i^p(N_p-1|t)} J_i(y_i^p, u_i^p, y_i^a, y_{-i}^a) \\ & = \sum_{k=0}^{N_p-1} l_i(y_i^p(k|t), u_i^p(k|t), y_i^a(k|t), y_{-i}^a(k|t)) \end{aligned} \quad (13a)$$

subject to

$$\begin{aligned} x_i^p(k+1|t) &= \phi_i(x_i^p(k|t)) + \psi_i \cdot u_i^p(k|t) \\ y_i^p(k|t) &= \gamma \cdot x_i^p(k|t) \\ x_i^p(0|t) &= x_i(t) \end{aligned} \quad (13b)$$

$$u_i^p(k|t) \in \mathcal{U}_i \quad (13c)$$

$$y_i^p(N_p|t) = \frac{1}{|\mathbb{I}_i|} \sum_{j \in \mathbb{I}_i} (y_j^a(N_p|t) + \tilde{d}_{i,j}) \quad (13d)$$

$$T_i^p(N_p|t) = h_i(v_i^p(N_p|t)) \quad (13e)$$

where  $[u_i^p(0|t), \dots, u_i^p(N_p-1|t)]$  denotes the unknown variables to be optimized;  $|\mathbb{I}_i|$  is the cardinality of set  $\mathbb{I}_i$ ; and  $\tilde{d}_{i,j} = [d_{i,j}, 0]^T$  denotes the desired distance vector between  $i$  and  $j$ . The terminal constraint (13d) is to enforce that node  $i$  has the same output as the average of assumed outputs in  $\mathbb{I}_i$  at the end of predictive horizon. The terminal constraint (13e) is to enforce that node  $i$  moves at constant speed without acceleration or deceleration at the end of predictive horizon. These two terminal constraints are critical to the stability of proposed DMPC.

The function  $l_i$  in (13a) is the cost associated with node  $i$ , defined as

$$\begin{aligned} & l_i(y_i^p(k|t), u_i^p(k|t), y_i^a(k|t), y_{-i}^a(k|t)) \\ & = \|y_i^p(k|t) - y_{\text{des},i}(k|t)\|_{Q_i} \\ & \quad + \|u_i^p(k|t) - h_i(v_i^p(k|t))\|_{R_i} \\ & \quad + \|y_i^p(k|t) - y_i^a(k|t)\|_{F_i} \\ & \quad + \sum_{j \in \mathbb{N}_i} \|y_i^p(k|t) - y_j^a(k|t) - \tilde{d}_{i,j}\|_{G_i} \end{aligned} \quad (14)$$

where  $Q_i \in \mathbb{S}^2$ ,  $R_i \in \mathbb{R}$ ,  $F_i \in \mathbb{S}^2$ , and  $G_i \in \mathbb{S}^2$  are the weighting matrices. All the weighting matrices are assumed to be symmetric and satisfy the following conditions.

- 1)  $Q_i \geq 0$ , which represents the strength to penalize the output error from the desired equilibrium. Note that  $Q_i$  also contains the information whether node  $i$  is pinned to the leader. If  $p_i = 0$ , node  $i$  is unable to know its desired set point, and therefore,  $Q_i = 0$  is always enforced. If  $p_i = 1$ , then  $Q_i > 0$  in its penalization functions.
- 2)  $R_i \geq 0$ , which represents the strength to penalize the input error diverged from equilibrium, meaning that the controller prefers to maintain constant speed.
- 3)  $F_i \geq 0$ , which means that node  $i$  tries to maintain its assumed output. Note that this assumed output is actually the shifted last-step optimal trajectory of the same node, and this output is sent to the nodes in set  $\mathbb{O}_i$ .
- 4)  $G_i \geq 0$ , which means that node  $i$  tries to maintain the output as close to the assumed trajectories of its neighbors (i.e.,  $j \in \mathbb{N}_i$ ) as possible.

*Remark 1*: The construction of (13d) is based on the local average of neighboring outputs, which is called neighboring average-based terminal constraint. Thus, any node does not need to *a priori* know the desired set point, which must rely on pinning to the leader. This design is a significant improvement compared with many previous studies, which assumes that all the nodes inherently pin to the leader if not explicitly mentioned, or only consider the stabilization of *a priori* known set point [27]–[30].

*Remark 2*: The formulation of problem  $\mathcal{F}_i$  only needs the information from its neighbors; thus, it is suitable for various communication topologies, including all of those shown in Fig. 1. However, stability might not be ensured by a normal DMPC law given by (13). A sufficient condition is needed to rigorously ensure asymptotic stability, which will be discussed and proved in Section IV.

*Remark 3*: Note that problem  $\mathcal{F}_i$  needs a precise vehicle model to predict the future output behavior. In addition to asymptotic stability (the focus of this paper), another challenging issue is the robustness to model uncertainty and noise, which is an active research topic [37]. Existing methods include robust optimization, worst case, and scenario-based approaches for constrained linear systems with disturbances [38]. We notice that a robust constraint proposed in [39] might be integrated into problem  $\mathcal{F}_i$  to address the robustness issue. Besides, the coupling constraints for collision avoidance in multiagent systems [18], [30] are not considered in problem  $\mathcal{F}_i$ , which deserves further research.

## B. Algorithm of Distributed Model Predictive Control

The DMPC algorithm is shown as follows.

1) *Initialization*: At time  $t = 0$ , assume that all the followers are moving at a constant speed, and initialize the assumed values for node  $i$  as:

$$\begin{cases} u_i^a(k|0) = h_i(v_i(0)) \\ y_i^a(k|0) = y_i^p(k|0) \end{cases}, \quad k = 0, 1, \dots, N_p - 1 \quad (15)$$

where  $y_i^p$  is iteratively calculated by

$$\begin{aligned} x_i^p(k+1|0) &= \phi_i(x_i^p(k|0)) + \psi_i \cdot u_i^a(k|0) \\ y_i^p(k|0) &= \gamma x_i^p(k|0), x_i^p(0|0) = x_i(0). \end{aligned}$$

2) *Iteration of DMPC*: At any time  $t > 0$ , for all node  $i = 1, \dots, N$ , the steps to be followed are as follows.

- 1) Optimize problem  $\mathcal{F}_i$  according to its current state  $x_i(t)$ , its own assumed output  $y_i^a(k|t)$ , and assumed outputs from its neighbors  $y_{-i}^a(k|t)$ , yielding optimal control sequence  $u_i^*(k|t)$ ,  $k = 0, 1, \dots, N_p - 1$ .
- 2) Compute optimal state in the predictive horizon using optimal control  $u_i^*(k|t)$

$$\begin{aligned} x_i^*(k+1|t) &= \phi_i(x_i^*(k|t)) + \psi_i \cdot u_i^*(k|t) \\ & \quad k = 0, 1, \dots, N_p - 1 \\ x_i^*(0|t) &= x_i(t). \end{aligned} \quad (16)$$

- 3) Compute the assumed control input [i.e.,  $u_i^a(k|t+1)$ ] for next step by disposing first term and adding one

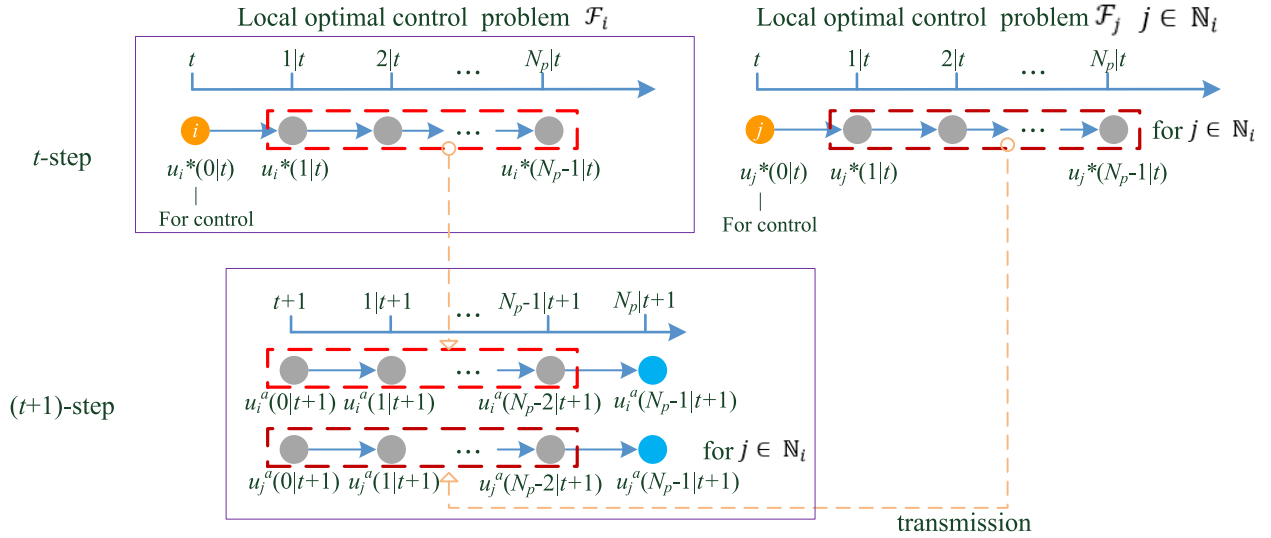


Fig. 3. Basic procedure to construct assumed inputs.

additional term, that is

$$u_i^a(k|t+1) = \begin{cases} u_i^*(k+1|t), & k = 0, 1, \dots, N_p - 2 \\ h_i(v_i^*(N_p|t)), & k = N_p - 1. \end{cases} \quad (17)$$

The corresponding assumed output is also computed as

$$\begin{aligned} x_i^a(k+1|t+1) &= \phi_i(x_i^a(k|t+1)) + \psi_i u_i^a(k|t+1) \\ x_i^a(0|t+1) &= x_i^*(1|t) \\ y_i^a(k|t+1) &= \gamma x_i^a(k|t+1) \\ k &= 0, 1, \dots, N_p - 1. \end{aligned} \quad (18)$$

- 4) Transmit  $y_i^a(k|t+1)$  to the nodes in set  $\mathbb{O}i$ , receive  $y_{-i}^a(k|t+1)$  from the nodes in set  $\mathbb{N}i$ , and then compute  $y_{\text{des},i}^a(k|t+1)$  using the leader's information if  $\mathbb{P}i \neq \emptyset$ .
- 5) Implement the control effort using the first element of optimal control sequence, i.e.,  $u_i(t) = u_i^*(0|t)$ .
- 6) Increment  $t$  and go to step (1).

*Remark 4:* One key part of DMPC is how to construct the assumed input and output in each node. Here, the assumed variable is a shifted optimal result of last-step problem  $\mathcal{F}_i$ , synthesized by disposing the first value and adding a last value. The last added value ensures that the vehicle moves at a constant speed. A similar technique can be found in [14] and [27]. Fig. 3 gives schematic procedure to construct assumed inputs. Note that in this DMPC framework, all followers are assumed to be synchronized in the step of control execution, i.e., updating the system state simultaneously within a common global clock. However, neither computation nor communication is assumed to happen instantaneously.

*Remark 5:* Another key feature of this DMPC algorithm is that each node only needs to solve a local optimization problem of small size relying on the information of its neighbors in set  $\mathbb{N}_i$ , and pass the results to the nodes in set  $\mathbb{O}_i$  at each time step. In addition, the computational complexity of  $\mathcal{F}_i$  is independent with the platoon size  $N$ , which implies the proposed DMPC approach is scalable provided a single MPC in each node can be solved efficiently. In this aspect, several

efficient computing techniques, such as utilizing particular structure [40], using explicit MPC via a lookup table [41], and reducing the dimension via the parameterization method and “move blocking” method [42], might be employed to solve each single MPC problem for real-time implementations, which would be extremely interesting for further research.

#### IV. STABILITY ANALYSIS OF THE DMPC ALGORITHM

This section presents the stability analysis of the proposed DMPC algorithm. The main strategy is to construct a proper Lyapunov candidate for the platoon and prove its decreasing property. A sufficient condition for asymptotic stability is derived by using the sum of local cost functions as a Lyapunov function. The condition shows that stability can be achieved through explicit sufficient conditions on the weights in the cost functions.

##### A. Terminal Constraint Analysis

For the completeness of proof, we first present the assumption made on allowable topologies.

*Assumption 1:* The graph  $\mathbb{G}$  contains a spanning tree rooting at the leader, and the communications are unidirectional from preceding vehicles to downstream ones.

The topologies satisfying abovementioned Assumption 1 are called unidirectional topology for short. Fig. 1 shows some typical examples. The following lemmas are useful for stability analysis.

*Lemma 1* [35]: Suppose that  $\lambda_1, \dots, \lambda_n$  be the eigenvalues of  $A \in \mathbb{R}^{n \times n}$  and  $\mu_1, \dots, \mu_m$  be those of  $B \in \mathbb{R}^{m \times m}$ . Then, the eigenvalues of  $A \otimes B$  are

$$\lambda_i \mu_j, \quad i = 1, \dots, n, j = 1, \dots, m.$$

*Lemma 2* [35]: Let a matrix  $Q = [q_{ij}] \in \mathbb{R}^{n \times n}$ . Then, all the eigenvalues of  $Q$  are located in the union of the  $n$  disks

$$\bigcup_{i=1}^n \left\{ \lambda \in \mathbb{C} \mid |\lambda - q_{ii}| \leq \sum_{j=1, j \neq i}^n |q_{ij}| \right\}.$$

This is the well-known Geršgorin Disk Criterion.

*Lemma 3* [21], [36]: Matrix  $\mathcal{L} + \mathcal{P}$  is nonsingular if  $\mathbb{G}$  contains a spanning tree rooting at the leader.

*Lemma 4*: If  $\mathbb{G}$  contains a spanning tree rooting at the leader, then  $\mathcal{D} + \mathcal{P}$  is invertible and all the eigenvalues of  $(\mathcal{D} + \mathcal{P})^{-1}\mathcal{A}$  are located within a unit circle, that is

$$\{\lambda \in \mathbb{C} \mid |\lambda| < 1\}. \quad (19)$$

*Proof*: Since  $\mathbb{G}$  contains a spanning tree, for any  $i \in \mathcal{N}$ , we have that either the in-degree of node  $i$  is larger than zero, i.e.,  $\text{deg}_i > 0$ , or node  $i$  is pinned to the leader, i.e.,  $p_i = 1$ , or both of them are true. Either way, we know  $\text{deg}_i + p_i \geq 1$ , and considering the fact that  $\mathcal{D} + \mathcal{P}$  is a diagonal matrix, we have

$$\mathcal{D} + \mathcal{P} > 0. \quad (20)$$

Thus,  $\mathcal{D} + \mathcal{P}$  is invertible.

Let  $\sigma_i, i \in \mathcal{N}$  be the eigenvalues of  $(\mathcal{D} + \mathcal{P})^{-1}\mathcal{A}$ . Considering the definition (7), the diagonal elements of  $(\mathcal{D} + \mathcal{P})^{-1}\mathcal{A}$  are all equal to zero. Then, according to Lemma 2,  $\sigma_i, i \in \mathcal{N}$  are located in the union of  $N$  disks:

$$\bigcup_{i=1}^N \left\{ \lambda \in \mathbb{C} \mid |\lambda - 0| \leq \sum_{j=1, j \neq i}^N \left| \frac{a_{ij}}{\text{deg}_i + p_i} \right| \right\}. \quad (21)$$

Further, we have

$$\sum_{j=1, j \neq i}^N \left| \frac{a_{ij}}{\text{deg}_i + p_i} \right| = \left| \frac{\text{deg}_i}{\text{deg}_i + p_i} \right| \leq 1. \quad (22)$$

Combining (21) and (22),  $\sigma_i, i \in \mathcal{N}$  are bounded by a unit circle

$$\{\lambda \in \mathbb{C} \mid |\lambda| \leq 1\}. \quad (23)$$

Next we will prove that  $\sigma_i$  cannot be located on the boundary of the unit circle by contradiction. Suppose that some eigenvalues are located on the boundary, that is

$$\rho((\mathcal{D} + \mathcal{P})^{-1}\mathcal{A}) = 1. \quad (24)$$

Since  $(\mathcal{D} + \mathcal{P})^{-1}\mathcal{A}$  is nonnegative, one of its eigenvalues is equal to one according to (24) [35]. Let the corresponding eigenvector be  $x$ , then the following equality holds:

$$(\mathcal{D} + \mathcal{P})^{-1}\mathcal{A} \cdot x = x. \quad (25)$$

Considering the fact  $\mathcal{A} = \mathcal{D} - \mathcal{L}$ , we have

$$(\mathcal{L} + \mathcal{P}) \cdot x = 0. \quad (26)$$

Then,  $\mathcal{L} + \mathcal{P}$  is a singular from (26), which is in contradiction with Lemma 3. Therefore,  $\sigma_i$  cannot be located on the boundary, which means

$$\{\lambda \in \mathbb{C} \mid |\lambda| < 1\}. \quad (27)$$

Here, we have the following theorem.

*Theorem 1*: If  $\mathbb{G}$  contains a spanning tree rooting at the leader, the terminal state in the predictive horizon of problem  $\mathcal{F}_i$  asymptotically converges to the desired state, that is

$$\lim_{t \rightarrow \infty} |y_i^p(N_p|t) - y_{\text{des},i}(N_p|t)| = 0 \quad (28)$$

where  $y_{\text{des},i}(N_p|t) = [s_0(N_p|t) - i \cdot d_0, v_0]^T$ .

*Proof*: Constrained by (13e), each node moves at constant speed at the end of predictive horizon. Considering assumed control input (17), we have

$$y_i^a(N_p|t+1) = y_i^p(N_p|t) + B \cdot y_i^p(N_p|t) \cdot \Delta t$$

$$B = \begin{bmatrix} 0 & 1 \\ 0 & 0 \end{bmatrix}. \quad (29)$$

Submitting (29) into (13d) yields

$$y_i^p(N_p|t+1) = \frac{1}{|\mathbb{I}_i|} \sum_{j \in \mathbb{I}_i} (y_j^p(N_p|t) + B y_j^p(N_p|t) \cdot \Delta t + \tilde{d}_{i,j}). \quad (30)$$

Define the tracking error vector as

$$\hat{y}_i^p(N_p|t) = y_i^p(N_p|t) - y_{\text{des},i}(N_p|t) \quad (31)$$

and we have (32) by combining (30) and (31)

$$\hat{y}_i^p(N_p|t+1) = \frac{1}{|\mathbb{I}_i|} \sum_{j \in \mathbb{I}_i} (I_2 + B \Delta t) \hat{y}_j^p(N_p|t). \quad (32)$$

Define the collected terminal state vector as  $Y^p(N_p|t) = [\hat{y}_1^p(N_p|t), \dots, \hat{y}_N^p(N_p|t)]^T \in \mathbb{R}^{2N \times 1}$ , then (32) can be further written into a compact form

$$Y^p(N_p|t+1) = [(\mathcal{D} + \mathcal{P})^{-1} \cdot \mathcal{A}] \otimes (I_2 + B \Delta t) \cdot Y^p(N_p|t). \quad (33)$$

It is easy to verify that the eigenvalues of  $I_2 + B \Delta t$  are all equal to one. Besides, according to Lemma 4, all the eigenvalues of  $(\mathcal{D} + \mathcal{P})^{-1}\mathcal{A}$  are located within a unit circle. Thus, by Lemma 1, the eigenvalues of  $[(\mathcal{D} + \mathcal{P})^{-1} \cdot \mathcal{A}] \otimes (I_2 + B \Delta t)$  are all located within a unit circle as well, that is

$$\{\lambda \in \mathbb{C} \mid |\lambda| < 1\}. \quad (34)$$

Then, based on (33), we know  $Y^p(N_p|t)$  asymptotically converges to zero, which means

$$\lim_{t \rightarrow \infty} |y_i^p(N_p|t) - y_{\text{des},i}(N_p|t)| = 0. \quad (35)$$

*Theorem 2*: If  $\mathbb{G}$  satisfies Assumption 1, the terminal state in the predictive horizon of problem  $\mathcal{F}_i$  converges to the desired state in at most  $N$  steps, that is

$$y_i^p(N_p|t) = y_{\text{des},i}(N_p|t), \quad t \geq N. \quad (36)$$

*Proof*: If  $\mathbb{G}$  is unidirectional, then  $\mathcal{A}$  is a lower triangular matrix with diagonal entries be zero. Based on (20),  $\mathcal{D} + \mathcal{P} > 0$ . Therefore, the eigenvalues of  $(\mathcal{D} + \mathcal{P})^{-1}\mathcal{A}$  are all zero, and  $(\mathcal{D} + \mathcal{P})^{-1}\mathcal{A}$  is nilpotent with degree at most  $N$ .

By Lemma 1, we further have that the eigenvalues of  $[(\mathcal{D} + \mathcal{P})^{-1} \cdot \mathcal{A}] \otimes (I_2 + B \Delta t)$  are all zero as well. Hence,  $Y^p(N_p|t)$  can converge to zero in at most  $N$  steps, which means that  $y_i^p(N_p|t)$  in  $\mathcal{F}_i$  converges to the desired state in at most  $N$  steps. ■

*Remark 6*: Even though not every follower directly communicates with the leader, the terminal state of each node can still converge to its desired set point within finite time under Assumption 1, which means this DMPC scheme does not require all nodes *a priori* know the desired set point.

Note that in the proposed DMPC algorithm, the number of time steps required for the consensus of the terminal states is upper bounded by the platoon size (i.e.,  $N$ ). This implies an intuitive fact that the speed of sharing leader's information is directly affected by the size of a platoon for unidirectional topologies.

*Remark 7:* For homogenous platoons with linear dynamics and linear controllers, it is well demonstrated that stability requires at least a spanning tree rooting at the leader [21], [36]. Even using an MPC technique, a spanning tree is also a prerequisite to achieve a stable platoon. Intuitively, this requirement means that every follower can obtain the leader information directly or indirectly.

*Remark 8:* The length of predictive horizon  $N_p$  has no explicit relationship with platoon size  $N$  in terms of asymptotic stability. It should be noted that the analysis of terminal constraint relies on the assumption that each local optimization problem  $\mathcal{F}_i$  is feasible for the first  $N$  steps. This is called initial feasible assumption, which is widely used in previous studies on the DMPC [14], [27]–[29], [39]. After the consensus of the terminal states, the property of recursive feasibility holds (see Lemma 5). Consequently,  $N_p$  should be large enough to get a feasible solution for problem  $\mathcal{F}_i$  (note that initial errors will also affect the feasibility in addition to the model and constraints). However, a large  $N_p$  will lead to a great computing burden in terms of computation time and memory requirement. The optimal choice of time horizon  $N_p$  should be a balance of performance and computational effort [37], which is beyond the scope of this paper.

### B. Analysis of Local Cost Function

The optimal cost function of node  $i$  at time  $t$  is denoted as

$$J_i^*(t) = J_i^*(y_i^*(:|t), u_i^*(:|t), y_i^a(:|t), y_{-i}^a(:|t)). \quad (37)$$

The following is a standard result in MPC formulation.

*Lemma 5 [14]:* If we replace (13d) with  $y_i^p(N_p|t) = y_{des,i}(N_p|t)$ , then problem  $\mathcal{F}_i$  has

$$(y_i^p(:|t), u_i^p(:|t)) = (y_i^a(:|t), u_i^a(:|t)) \quad (38)$$

as a feasible solution for any time  $t > 0$ .

Note that Lemma 5 is the property of recursive feasibility. The assumed control  $u_i^a(:|t)$  defined in (17) is the same feasible control used in [14] and [27]. The remaining part of this section is to analyze the decreasing properties of local cost function. Here, we have the following theorem.

*Theorem 3:* If  $\mathbb{G}$  satisfies Assumption 1, each local cost function satisfies

$$J_i^*(t+1) - J_i^*(t) \leq -l_i(y_i^*(0|t), u_i^*(0|t), y_i^a(0|t), y_{-i}^a(0|t)) + \varepsilon_i, \quad t > N \quad (39)$$

where

$$\varepsilon_i = \sum_{k=1}^{N_p-1} \left\{ \sum_{j \in \mathbb{N}_i} \|y_j^*(k|t) - y_j^a(k|t)\|_{G_i} - \|y_i^*(k|t) - y_i^a(k|t)\|_{F_i} \right\}.$$

*Proof:* If  $\mathbb{G}$  satisfies Assumption 1, Theorem 2 gives that  $y_i^p(N_p|t) - y_{des,i}(N_p|t) = 0$ ,  $t \geq N$ . Then, at time  $t+1$ ,  $t \geq N$ , a feasible (but suboptimal) control for  $\mathcal{F}_i$  is  $u_i^p(:|t+1) = u_i^a(:|t+1)$ . Therefore, we can bound the optimal cost as

$$\begin{aligned} J_i^*(t+1) &\leq J_i(y_i^a(:|t+1), u_i^a(:|t+1), y_i^a(:|t+1), y_{-i}^a(:|t+1)) \\ &= \sum_{k=0}^{N_p-1} l_i(y_i^a(k|t+1), u_i^a(k|t+1), y_i^a(k|t+1), y_{-i}^a(k|t+1)) \\ &= \sum_{k=0}^{N_p-2} l_i(y_i^*(k+1|t), u_i^*(k+1|t), y_i^*(k+1|t), y_{-i}^*(k+1|t)). \end{aligned} \quad (40)$$

The equality holds because of how  $u_i^a(k|t+1)$  and  $y_i^a(k|t+1)$  are defined by (17) and (18).

Further, by changing the index of summation, (40) becomes

$$J_i^*(t+1) \leq \sum_{k=1}^{N_p-1} l_i(y_i^*(k|t), u_i^*(k|t), y_i^*(k|t), y_{-i}^*(k|t)). \quad (41)$$

Subtracting  $J_i^*(t)$  from (41) yields

$$\begin{aligned} J_i^*(t+1) - J_i^*(t) &\leq \sum_{k=1}^{N_p-1} l_i(y_i^*(k|t), u_i^*(k|t), y_i^*(k|t), y_{-i}^*(k|t)) \\ &\quad - \sum_{k=0}^{N_p-1} l_i(y_i^*(k|t), u_i^*(k|t), y_i^a(k|t), y_{-i}^a(k|t)) \\ &= -l_i(y_i^*(0|t), u_i^*(0|t), y_i^a(0|t), y_{-i}^a(0|t)) + \sum_{k=1}^{N_p-1} \Delta_k \end{aligned} \quad (42)$$

where

$$\begin{aligned} \Delta_k &= l_i(y_i^*(k|t), u_i^*(k|t), y_i^*(k|t), y_{-i}^*(k|t)) \\ &\quad - l_i(y_i^*(k|t), u_i^*(k|t), y_i^a(k|t), y_{-i}^a(k|t)) \\ &= \|y_i^*(k|t) - y_{des,i}(k|t)\|_{Q_i} \\ &\quad + \|u_i^*(k|t) - h_i(v_i^*(k|t))\|_{R_i} \\ &\quad + \|y_i^*(k|t) - y_i^a(k|t)\|_{F_i} \\ &\quad + \sum_{j \in \mathbb{N}_i} \|y_i^*(k|t) - y_j^*(k|t) - \tilde{d}_{i,j}\|_{G_i} \\ &\quad - \left\{ \|y_i^*(k|t) - y_{des,i}(k|t)\|_{Q_i} + \|u_i^*(k|t) - h_i(v_i^*(k|t))\|_{R_i} \right. \\ &\quad \left. + \|y_i^*(k|t) - y_i^a(k|t)\|_{F_i} \right. \\ &\quad \left. + \sum_{j \in \mathbb{N}_i} \|y_i^*(k|t) - y_j^a(k|t) - \tilde{d}_{i,j}\|_{G_i} \right\}. \end{aligned} \quad (43)$$

With the triangle inequality for vector norms, (43) becomes

$$\Delta_k \leq \sum_{j \in \mathbb{N}_i} \|y_j^*(k|t) - y_j^a(k|t)\|_{G_i} - \|y_i^*(k|t) - y_i^a(k|t)\|_{F_i}. \quad (44)$$

Combining (42) and (44) yields (39).  $\blacksquare$



*Remark 9:* Note that (39) gives an upper bound on the decline of local cost function. If we have

$$\varepsilon_i \leq l_i (y_i^*(0|t), u_i^*(0|t), y_i^a(0|t), y_{-i}^a(0|t)) \quad (45)$$

then local cost function decreases monotonically, which means it is a proper Lyapunov function and also leads to asymptotic stability of DMPC. The difficulty of using (45) to design DMPC is obvious, i.e., there is no intuitive way to adjust control parameters. One alternative is to use the sum of local cost functions as a Lyapunov function as suggested by [28].

### C. Sum of Local Cost Functions

Define the sum of all local cost functions as the Lyapunov candidate

$$J_\Sigma^*(t) = \sum_{i=1}^N J_i^*(y_i^*(:|t), u_i^*(:|t), y_i^a(0|t), y_{-i}^a(0|t)). \quad (46)$$

Then, we have the following theorem.

*Theorem 4:* If  $\mathbb{G}$  satisfies Assumption 1,  $J_\Sigma^*(t)$  satisfies

$$\begin{aligned} & J_\Sigma^*(t+1) - J_\Sigma^*(t) \\ & \leq - \sum_{i=1}^N l_i (y_i^*(0|t), u_i^*(0|t), y_i^a(0|t), y_{-i}^a(0|t)) \\ & \quad + \sum_{k=1}^{N_p-1} \varepsilon_\Sigma(k), \quad t > N \end{aligned} \quad (47)$$

where

$$\varepsilon_\Sigma(k) = \sum_{i=1}^N \left[ \sum_{j \in \mathbb{O}_i} \|y_i^*(k|t) - y_j^a(k|t)\|_{G_j} - \|y_i^*(k|t) - y_i^a(k|t)\|_{F_i} \right].$$

*Proof:* According to Theorem 3, we have

$$\begin{aligned} & J_\Sigma^*(t+1) - J_\Sigma^*(t) \\ & \leq \sum_{i=1}^N \left\{ -l_i (y_i^*(0|t), u_i^*(0|t), y_i^a(0|t), y_{-i}^a(0|t)) + \varepsilon_i \right\} \\ & = - \sum_{i=1}^N l_i (y_i^*(0|t), u_i^*(0|t), y_i^a(0|t), y_{-i}^a(0|t)) + \sum_{i=1}^N \varepsilon_i. \end{aligned} \quad (48)$$

Further, we know

$$\begin{aligned} \sum_{i=1}^N \varepsilon_i &= \sum_{k=1}^{N_p-1} \left\{ \sum_{i=1}^N \left[ \sum_{j \in \mathbb{N}_i} \|y_j^*(k|t) - y_j^a(k|t)\|_{G_j} - \|y_i^*(k|t) - y_i^a(k|t)\|_{F_i} \right] \right\} \\ &= \sum_{k=1}^{N_p-1} \left\{ \sum_{i=1}^N \left[ \sum_{j \in \mathbb{O}_i} \|y_i^*(k|t) - y_j^a(k|t)\|_{G_j} - \|y_i^*(k|t) - y_i^a(k|t)\|_{F_i} \right] \right\} \\ &= \sum_{k=1}^{N_p-1} \varepsilon_\Sigma(k). \end{aligned} \quad (49)$$

Combining (48) and (49) yields (47).  $\blacksquare$

*Remark 10:* The key in the proof of Theorem 4 is to change  $\mathbb{N}_i$  to  $\mathbb{O}_i$  by considering all followers in the platoon. Note that (47) is also an upper bound on the decline of the sum of local cost function. Moreover, it is relatively easy for designers to find a sufficient condition to guarantee  $J_\Sigma^*(t+1) - J_\Sigma^*(t) < 0$ .

### D. Sufficient Condition of DMPC Stability

The explicit sufficient stability condition is now stated as follows.

*Theorem 5:* If  $\mathbb{G}$  satisfies Assumption 1, a platoon under the DMPC (13) is asymptotically stable if satisfying

$$F_i \geq \sum_{j \in \mathbb{O}_i} G_j, \quad i \in \mathcal{N}. \quad (50)$$

*Proof:* If (50) holds, we have

$$z^T \left( \sum_{j \in \mathbb{O}_i} G_j - F_i \right) z \leq 0 \quad \forall z \in \mathbb{R}^2. \quad (51)$$

Let  $z = y_i^*(k|t) - y_i^a(k|t)$ , then

$$\sum_{j \in \mathbb{O}_i} \|y_i^*(k|t) - y_j^a(k|t)\|_{G_j} - \|y_i^*(k|t) - y_i^a(k|t)\|_{F_i} \leq 0. \quad (52)$$

Combining Theorem 4, we have

$$\begin{aligned} & J_\Sigma^*(t+1) - J_\Sigma^*(t) \\ & \leq - \sum_{i=1}^N l_i (y_i^*(0|t), u_i^*(0|t), y_i^a(0|t), y_{-i}^a(0|t)). \end{aligned} \quad (53)$$

The upper bound in (53) shows that  $J_\Sigma^*(t)$  is strictly monotonically decreasing. Thus, the asymptotic stability of the DMPC is guaranteed.  $\blacksquare$

*Remark 11:* Theorem 5 shows that for heterogeneous platoons under unidirectional topologies, it only needs to adjust the weights on the errors between the predicted trajectories and assumed ones to guarantee asymptotic stability. Note that condition (50) in Theorem 5 is distributed with respect to the vehicles in the platoon. The followers in a platoon do not need the centralized information to choose their own penalty weights.

*Remark 12:* Notation  $\mathbb{O}_i = \{j | a_{ji} = 1\}$  in (50) is defined as the nodes that can use the information of node  $i$ . This provides an interesting phenomenon, i.e., to ensure stability implies that all the nodes in  $\mathbb{O}_i$  should not rely heavily on the information of node  $i$  unless node  $i$  shows good-enough consistence with its own assumed trajectory.

*Remark 13:* Many previous studies on the platoon control using the DMPC techniques are only suitable for some special topologies, for example [14] and [34]. Theorem 5 extends the topological selection to be any arbitrary unidirectional topology (defined in Assumption 1), which can include many other types of topologies (see Fig. 1 for examples).

TABLE I  
PARAMETERS OF THE FVs IN THE PLATOON

Vehicle Index	$m_{\text{veh},i}$ (kg)	$\tau_i$ (s)	$C_{A,i}$ ( $\text{N} \cdot \text{s}^2 \cdot \text{m}^{-2}$ )	$R_i$ (m)
1	1035.7	0.51	0.99	0.30
2	1849.1	0.75	1.15	0.38
3	1934.0	0.78	1.17	0.39
4	1678.7	0.70	1.12	0.37
5	1757.7	0.73	1.13	0.38
6	1743.1	0.72	1.13	0.37
7	1392.2	0.62	1.06	0.34

TABLE II  
WEIGHTS IN THE COST FUNCTIONS

Weights	PF	PLF	TPF	TPLF
$F_i$	$F_i = 10I_2,$ $i \in \mathcal{N}$	$F_i = 10I_2,$ $i \in \mathcal{N}$	$F_i = 10I_2,$ $i \in \mathcal{N}$	$F_i = 10I_2,$ $i \in \mathcal{N}$
$G_i$	$G_1 = 0,$ $G_i = 5I_2,$ $i \in \mathcal{N} \setminus \{1\}$	$G_1 = 0,$ $G_i = 5I_2,$ $i \in \mathcal{N} \setminus \{1\}$	$G_1 = 0,$ $G_i = 5I_2,$ $i \in \mathcal{N} \setminus \{1\}$	$G_1 = 0,$ $G_i = 5I_2,$ $i \in \mathcal{N} \setminus \{1\}$
$Q_i$	$Q_1 = 10I_2,$ $Q_i = 0,$ $i \in \mathcal{N} \setminus \{1\}$	$Q_i = 10I_2,$ $i \in \mathcal{N}$	$Q_1 = 10I_2,$ $Q_2 = 10I_2,$ $Q_i = 0,$ $i \in \mathcal{N} \setminus \{1,2\}$	$Q_i = 10I_2,$ $i \in \mathcal{N}$
$R_i$	$R_i = I_2,$ $i \in \mathcal{N}$	$R_i = I_2,$ $i \in \mathcal{N}$	$R_i = I_2,$ $i \in \mathcal{N}$	$R_i = I_2,$ $i \in \mathcal{N}$

## V. SIMULATION RESULTS

In this section, numerical simulations are conducted to illustrate the main results of this paper. We consider a heterogeneous platoon with eight vehicles (i.e., one leader and seven followers) interconnected by the four types of communication topologies shown in Fig. 1.

The acceleration of the leader can be viewed as disturbances in a platoon [15], [22]. The initial state of the leader is set as  $s_0(t) = 0$ ,  $v_0 = 20$  m/s and the desired trajectory is given by

$$v_0 = \begin{cases} 20 \text{ m/s} & t \leq 1 \text{ s} \\ 20 + 2t \text{ m/s} & 1 \text{ s} < t \leq 2 \text{ s} \\ 22 \text{ m/s} & t > 2 \text{ s}. \end{cases}$$

The parameters of the FVs are randomly selected according to the passenger vehicles [18], which are listed in Table I. In the simulation, the box constraints on tracking/braking torque are reflected by the maximum acceleration and deceleration, i.e.,  $a_{\text{max},i} = 6 \text{ m/s}^2$  and  $a_{\text{min},i} = -6 \text{ m/s}^2$ . The discrete time interval is chosen as  $\Delta t = 0.1 \text{ s}$ , and the predictive horizon in the  $\mathcal{F}_i$  is all set as  $N_p = 20$ . Table II lists the corresponding weights in the  $\mathcal{F}_i$ , which can be easily verified to satisfy the conditions in Theorem 5.

In the simulations, the desired spacing is set as  $d_{i-1,i} = 20 \text{ m}$ . The initial state of the platoon is set as the desired state, i.e., the initial spacing errors and velocity errors

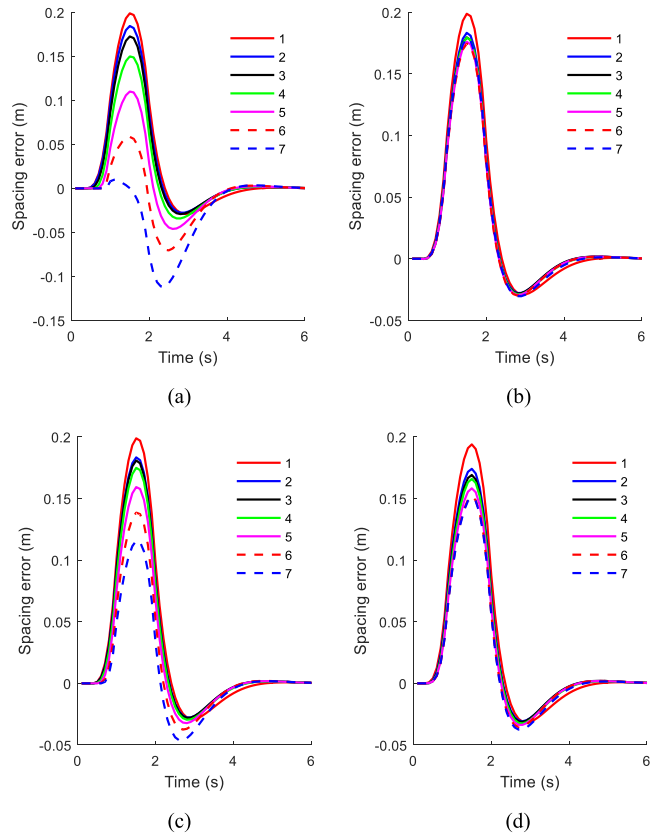


Fig. 4. Spacing errors for the platoon under different topologies. (a) PF. (b) PLF. (c) TPF. (d) TPLF.

are all equal to 0. Fig. 4 shows the spacing errors of the platoon under different topologies. It is easy to find that the platoon using the DMPC is stable for all the topologies listed in Fig. 1, which conforms to the results in Theorem 5. In addition, for this simulation scenario, the spacing errors are less than 1 m for the platoons with all of the four communication topologies. This result also shows that there are no collisions during the transient process.

## VI. CONCLUSION

This paper proposes a novel DMPC algorithm for vehicle platoons with nonlinear dynamics and unidirectional topologies, and derives a sufficient condition to guarantee asymptotic stability. This approach does not require all vehicles *a priori* know the desired set point, which offers considerable benefit from the viewpoint of real implementations.

Under the proposed DMPC framework, the platoon is dynamically decoupled, but constrained by the spatial formation. Each vehicle has nonlinear dynamics with input constraints, but does not necessarily know its desired set point. Each vehicle solves a local optimal control problem to obtain its own control input, and then sends its assumed output trajectory to its neighbors. A neighboring average-based terminal constraint is introduced in the formulation of local optimal problems, which guarantees that all terminal states in the predictive horizon can converge to the desired state in finite time when the topology is unidirectional and contains a spanning tree. By using the sum of the local

cost functions as the Lyapunov function, it is further proved that asymptotic stability can be achieved through an explicit sufficient condition on the weights of the cost functions.

One topic for future research is to improve the DMPC algorithm by deriving the stability condition under more general topologies. Besides, other important issues include how to address the disturbances and uncertainty in the dynamics, and how to handle the packet drops and delays in the communication between the vehicles.

## REFERENCES


- [1] J. Zhang, F.-Y. Wang, K. Wang, W.-H. Lin, X. Xu, and C. Chen, "Data-driven intelligent transportation systems: A survey," *IEEE Trans. Intell. Transp. Syst.*, vol. 12, no. 4, pp. 1624–1639, Dec. 2011.
- [2] Y. Zheng, "Dynamic modeling and distributed control of vehicular platoon under the four-component framework," M.S. thesis, Dept. Autom. Eng., Tsinghua Univ., Beijing, China, 2015.
- [3] J. Ploeg, N. van de Wouw, and H. Nijmeijer, " $\mathcal{L}_p$  string stability of cascaded systems: Application to vehicle platooning," *IEEE Trans. Control Syst. Technol.*, vol. 22, no. 2, pp. 786–793, Mar. 2014.
- [4] R. Teo, D. M. Stipanovic, and C. J. Tomlin, "Decentralized spacing control of a string of multiple vehicles over lossy datalinks," *IEEE Trans. Control Syst. Technol.*, vol. 18, no. 2, pp. 469–473, Mar. 2010.
- [5] S. E. Shladover *et al.*, "Automated vehicle control developments in the PATH program," *IEEE Trans. Veh. Technol.*, vol. 40, no. 1, pp. 114–130, Feb. 1991.
- [6] J. Zhou and H. Peng, "Range policy of adaptive cruise control vehicles for improved flow stability and string stability," *IEEE Trans. Intell. Transp. Syst.*, vol. 6, no. 2, pp. 229–237, Jun. 2005.
- [7] G. J. L. Naus, R. P. A. Vugts, J. Ploeg, M. J. G. van de Molengraft, and M. Steinbuch, "String-stable CACC design and experimental validation: A frequency-domain approach," *IEEE Trans. Veh. Technol.*, vol. 59, no. 9, pp. 4268–4279, Nov. 2010.
- [8] P. Seiler, A. Pant, and K. Hedrick, "Disturbance propagation in vehicle strings," *IEEE Trans. Autom. Control*, vol. 49, no. 10, pp. 1835–1841, Oct. 2004.
- [9] Y. Zheng, S. E. Li, J. Wang, L. Y. Wang, and K. Li, "Influence of information flow topology on closed-loop stability of vehicle platoon with rigid formation," in *Proc. IEEE 17th Int. Conf. Intell. Transp. Syst.*, Oct. 2014, pp. 2094–2100.
- [10] S. E. Li, Y. Zheng, K. Li, and J. Wang, "Scalability limitation of homogeneous vehicular platoon under undirected information flow topology and constant spacing policy," in *Proc. 34th IEEE Chin. Control Conf.*, Hangzhou, China, Jul. 2015, pp. 8039–8045.
- [11] H. Hao and P. Barooah, "Control of large 1D networks of double integrator agents: Role of heterogeneity and asymmetry on stability margin," in *Proc. IEEE Conf. Decision Control*, Dec. 2010, pp. 7395–7400.
- [12] G. Guo and W. Yue, "Hierarchical platoon control with heterogeneous information feedback," *IET Control Theory Appl.*, vol. 5, no. 15, pp. 1766–1781, 2011.
- [13] P. Barooah, P. G. Mehta, and J. P. Hespanha, "Mistuning-based control design to improve closed-loop stability margin of vehicular platoons," *IEEE Trans. Autom. Control*, vol. 54, no. 9, pp. 2100–2113, Sep. 2009.
- [14] W. B. Dunbar and D. S. Caveney, "Distributed receding horizon control of vehicle platoons: Stability and string stability," *IEEE Trans. Autom. Control*, vol. 57, no. 3, pp. 620–633, Mar. 2012.
- [15] Y. Zheng, S. E. Li, K. Li, and L.-Y. Wang, "Stability margin improvement of vehicular platoon considering undirected topology and asymmetric control," *IEEE Trans. Control Syst. Technol.*, vol. 24, no. 4, pp. 1253–1265, Jul. 2016.
- [16] L. Y. Wang, A. Syed, G. G. Yin, A. Pandya, and H. Zhang, "Control of vehicle platoons for highway safety and efficient utility: Consensus with communications and vehicle dynamics," *J. Syst. Sci. Complex.*, vol. 27, no. 4, pp. 605–631, 2014.
- [17] A. Alam, A. Gattami, K. H. Johansson, and C. J. Tomlin, "Guaranteeing safety for heavy duty vehicle platooning: Safe set computations and experimental evaluations," *Control Eng. Pract.*, vol. 24, pp. 33–41, Mar. 2014.
- [18] J. Q. Wang, S. E. Li, Y. Zheng, and X.-Y. Lu, "Longitudinal collision mitigation via coordinated braking of multiple vehicles using model predictive control," *Integr. Comput.-Aided Eng.*, vol. 22, no. 2, pp. 171–185, 2015.
- [19] S. Eben, K. Deng, Y. Zheng, and H. Peng, "Effect of pulse-and-glide strategy on traffic flow for a platoon of mixed automated and manually driven vehicles," *Comput.-Aided Civil Infrastruct. Eng.*, vol. 30, no. 11, pp. 892–905, 2015.
- [20] T. L. Willke, P. Tientrakool, and N. F. Maxemchuk, "A survey of inter-vehicle communication protocols and their applications," *IEEE Commun. Surveys Tuts.*, vol. 11, no. 2, pp. 3–20, 2nd Quart., 2009.
- [21] Y. Zheng, S. E. Li, J. Wang, D. Cao, and K. Li, "Stability and scalability of homogeneous vehicular platoon: Study on the influence of information flow topologies," *IEEE Trans. Intell. Transp. Syst.*, vol. 17, no. 1, pp. 14–26, Jan. 2016.
- [22] S. E. Li, Y. Zheng, K. Li, and J. Wang, "An overview of vehicular platoon control under the four-component framework," in *Proc. IEEE Intell. Vehicles Symp.*, Seoul, South Korea, Jun./Jul. 2015, pp. 286–291.
- [23] D. Q. Mayne, J. B. Rawlings, C. V. Rao, and P. O. M. Scaekaert, "Constrained model predictive control: Stability and optimality," *Automatica*, vol. 36, no. 6, pp. 789–814, 2000.
- [24] G. Mantovani and L. Ferrarini, "Temperature control of a commercial building with model predictive control techniques," *IEEE Trans. Ind. Electron.*, vol. 62, no. 4, pp. 2651–2660, Apr. 2015.
- [25] S. Di Cairano, H. E. Tseng, D. Bernardini, and A. Bemporad, "Vehicle yaw stability control by coordinated active front steering and differential braking in the tire sideslip angles domain," *IEEE Trans. Control Syst. Technol.*, vol. 21, no. 4, pp. 1236–1248, Jul. 2013.
- [26] B. Zhu, H. Tazvinga, and X. Xia, "Switched model predictive control for energy dispatching of a photovoltaic-diesel-battery hybrid power system," *IEEE Trans. Control Syst. Technol.*, vol. 23, no. 3, pp. 1229–1236, May 2015.
- [27] W. B. Dunbar and R. M. Murray, "Distributed receding horizon control for multi-vehicle formation stabilization," *Automatica*, vol. 42, no. 4, pp. 549–558, 2006.
- [28] T. Keviczky, F. Borrelli, and G. J. Balas, "Decentralized receding horizon control for large scale dynamically decoupled systems," *Automatica*, vol. 42, no. 12, pp. 2105–2115, 2006.
- [29] H. Li and Y. Shi, "Distributed model predictive control of constrained nonlinear systems with communication delays," *Syst. Control Lett.*, vol. 62, no. 10, pp. 819–826, 2013.
- [30] A. Richards and J. P. How, "Robust distributed model predictive control," *Int. J. Control*, vol. 80, no. 9, pp. 1517–1531, 2007.
- [31] R. R. Negenborn and J. M. Maestre, "Distributed model predictive control: An overview and roadmap of future research opportunities," *IEEE Control Syst.*, vol. 34, no. 4, pp. 87–97, Aug. 2014.
- [32] P. Shakouri and A. Ordys, "Nonlinear model predictive control approach in design of adaptive cruise control with automated switching to cruise control," *Control Eng. Pract.*, vol. 26, pp. 160–177, May 2014.
- [33] S. Li, K. Li, R. Rajamani, and J. Wang, "Model predictive multi-objective vehicular adaptive cruise control," *IEEE Trans. Control Syst. Technol.*, vol. 19, no. 3, pp. 556–566, May 2011.
- [34] R. Kianfar *et al.*, "Design and experimental validation of a cooperative driving system in the grand cooperative driving challenge," *IEEE Trans. Intell. Transp. Syst.*, vol. 13, no. 3, pp. 994–1007, Sep. 2012.
- [35] R. A. Horn and C. R. Johnson, *Matrix Analysis*. Cambridge, U.K.: Cambridge Univ. Press, 2012.
- [36] F. L. Lewis, H. Zhang, K. Hengster-Movric, and A. Das, *Cooperative Control of Multi-Agent Systems: Optimal and Adaptive Design Approaches*. London, U.K.: Springer-Verlag, 2014.
- [37] D. Q. Mayne, "Model predictive control: Recent developments and future promise," *Automatica*, vol. 50, no. 12, pp. 2967–2986, 2014.
- [38] G. C. Calafiore and L. Fagiano, "Robust model predictive control via scenario optimization," *IEEE Trans. Autom. Control*, vol. 58, no. 1, pp. 219–224, Jan. 2013.
- [39] H. Li and Y. Shi, "Robust distributed model predictive control of constrained continuous-time nonlinear systems: A robustness constraint approach," *IEEE Trans. Autom. Control*, vol. 59, no. 6, pp. 1673–1678, Jun. 2014.
- [40] Y. Wang and S. Boyd, "Fast model predictive control using online optimization," *IEEE Trans. Control Syst. Technol.*, vol. 18, no. 2, pp. 267–278, Mar. 2010.
- [41] A. Alessio and A. Bemporad, "A survey on explicit model predictive control," in *Nonlinear Model Predictive Control*. Berlin, Germany: Springer, 2009, pp. 345–369.
- [42] J. Sun, I. V. Kolmanovskiy, R. Ghaemi, and S. Chen, "A stable block model predictive control with variable implementation horizon," *Automatica*, vol. 43, no. 11, pp. 1945–1953, 2007.



**Yang Zheng** received the B.S. and M.S. degrees from Tsinghua University, Beijing, China, in 2013 and 2015, respectively. He is currently pursuing the D.Phil. (Ph.D.) degree with the Department of Engineering Science, University of Oxford, Oxford, U.K.

His current research interests include the distributed control of dynamical system over networks, with applications on vehicular platoon.

Mr. Zheng received the Best Student Paper Award at the 17th International IEEE Conference on Intelligent Transportation Systems in 2014, and the best paper award at the 14th Intelligent Transportation Systems Asia-Pacific Forum in 2015. He was a recipient of the National Scholarship and Outstanding Graduate in Tsinghua University.



**Shengbo Eben Li** received the M.S. and Ph.D. degrees from Tsinghua University, Beijing, China, in 2006 and 2009, respectively.

He was with the University of Michigan, Ann Arbor, MI, USA, as a Post-Doctoral Researcher from 2010 to 2012. He is currently an Associate Professor with the Department of Automotive Engineering, Tsinghua University, and a Visiting Researcher with the University of California at Berkeley, Berkeley, CA, USA. He has authored or co-authored over 80 peer-reviewed

journal/conference papers, and holds over ten patents. His current research interests include multiagent control and estimation, optimal control, autonomous vehicle control, driver assistance systems, and battery control.

Dr. Li was a recipient of the Award for Science and Technology of the China ITS Association in 2012, the Award for Technological Invention in the Ministry of Education in 2012, the National Award for Technological Invention in China in 2013, the Honored Funding for Beijing Excellent Youth Researcher in 2013, and several best paper awards in academia.



**Keqiang Li** received the B.Tech. degree from Tsinghua University, Beijing, China, in 1985, and the M.S. and Ph.D. degrees from Chongqing University, Chongqing, China, in 1988 and 1995, respectively.

He is currently a Professor of Automotive Engineering with Tsinghua University. He has authored over 90 papers. He holds 12 patents in China and Japan. His current research interests include vehicle dynamics and control for driver assistance systems and hybrid electrical vehicle.

Dr. Li has served as a Senior Member of the Society of Automotive Engineers of China, and on the Editorial Boards of the *International Journal of Intelligent Transportation Systems Research* and the *International Journal of Vehicle Autonomous Systems*. He has been a "Changjiang Scholar Program Professor." He was a recipient of some awards from public agencies and academic institutions of China.




**Francesco Borrelli** (F'16) received the Laurea degree in computer science engineering from the University of Naples Federico II, Naples, Italy, in 1998, and the Ph.D. degree from the Automatic Control Laboratory, ETH Zurich, Zürich, Switzerland, in 2002.

He is currently an Associate Professor with the Department of Mechanical Engineering, the University of California at Berkeley, Berkeley, CA, USA. He has authored over 100 publications in the field of predictive control. He has authored the book entitled

*Constrained Optimal Control of Linear and Hybrid Systems* (Springer Verlag). His current research interests include constrained optimal control, model predictive control, and its application to advanced automotive control and energy efficient building operation.

Dr. Borrelli was the winner of the 2009 NSF CAREER Award and the 2012 IEEE Control System Technology Award. In 2008, he was appointed as the Chair of the IEEE Technical Committee on Automotive Control.



**J. Karl Hedrick** received the B.S. degree in engineering mechanics from the University of Michigan, Ann Arbor, MI, USA, in 1966, and the M.S. and Ph.D. degrees in aeronautical and astronautical engineering from Stanford University, Stanford, CA, USA, in 1970 and 1971, respectively.

He is currently the James Marshall Wells Professor of Mechanical Engineering with the Department of Mechanical Engineering, University of California at Berkeley, Berkeley, CA, USA. His current research interests include the development of nonlinear control theory and its application to transportation systems, including automated highway systems, formation flight of autonomous vehicles, and active suspension systems.

Dr. Hedrick has received a number of honors, including the Outstanding Investigator Award of the ASME Dynamic Systems and Control Division in 2000, the best paper award of the *ASME Journal of Dynamic Systems Measurement and Control* in 1983 and 2001, the Outstanding Paper Award of the IEEE TRANSACTIONS ON CONTROL SYSTEMS AND TECHNOLOGY in 1998, and the O. Hugo Schuck Best Paper Award of the American Automatic Control Council in 2003. He was elected to the National Academy of Engineering in 2014.