

Analysis of the Optimization Landscape of Linear Quadratic Gaussian (LQG) Control

Yang Zheng

Assistant Professor,
ECE Department, UC San Diego

Control Seminar at University of Michigan
March 18, 2022



Yujie Tang
Harvard University



Na Li
Harvard University


Motivation

□ Model-free methods and data-driven control

- Use direct policy updates
- Become very popular in both academia and practice, from game playing, robotics, and drones, etc.



DeepMind



OpenAI

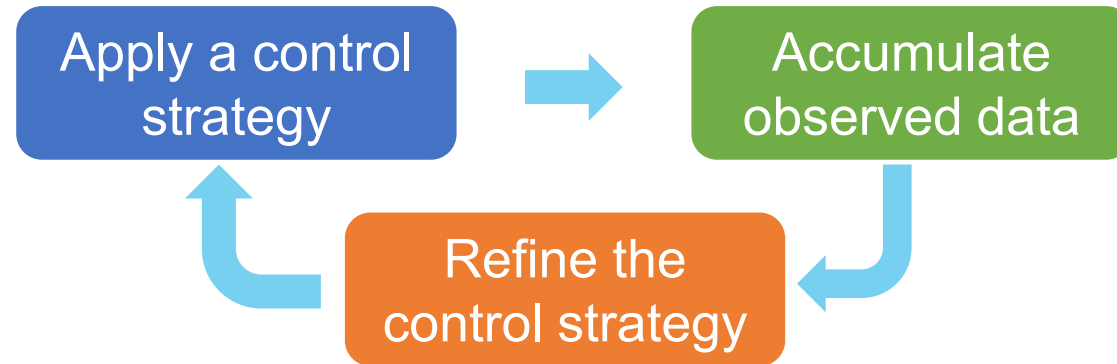


Applications

Duan et al. 2016; Silver et al., 2017; Dean et al., 2019; Tu and Recht, 2019;
Mania et al., 2019; Fazel et al., 2018; Recht, 2019;

Motivation

□ Model-free methods and data-driven control



Opportunities

- Directly search over a given policy class
- Directly optimize performance on the true system, bypassing the model estimation (not on an approximated model)

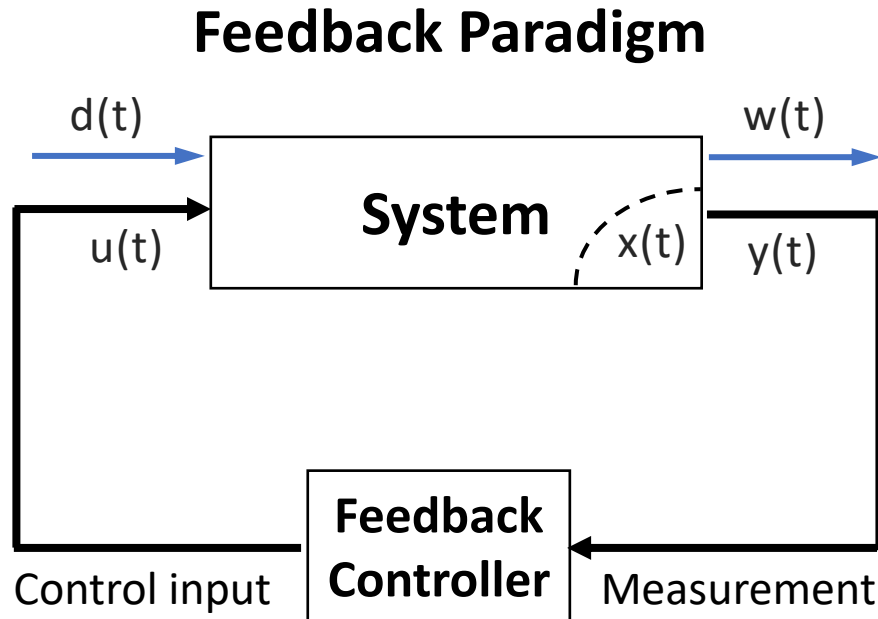
Challenges

- Lack of non-asymptotic performance guarantees
 - Sample complexity
 - Suboptimality
 - Convergence, etc.

❖ Highly nontrivial even for **linear dynamical systems**

Today's talk

□ Optimal Control



Control theory: the principled use of feedback loops and algorithms to drive a dynamical system to its desired goal

Linear Quadratic Optimal control

$$\min_{u_1, u_2, \dots,} \lim_{T \rightarrow \infty} \mathbb{E} \left[\frac{1}{T} \sum_{t=1}^T (x_t^\top Q x_t + u_t^\top R u_t) \right]$$

subject to $x_{t+1} = A x_t + B u_t + w_t$
 $y_t = C x_t + v_t$

- Many practical applications
- **Linear Quadratic Regulator (LQR)** when the state x_t is directly observable
- **Linear Quadratic Gaussian (LQG) control** when only partial output y_t is observed
- Extensive classical results (Dynamic programming, Separation principle, Riccati equations, etc.)

Major challenge: how to perform optimal control when the system is unknown?

Model-free: Direct policy iteration

□ Controller parameterization

- Give a parameterization of control policies; say **neural networks?** ❌
- Control theory already tells us many structural properties
- **Linear feedback is sufficient for LQR** $u_t = Kx_t$

$$\lim_{T \rightarrow \infty} \mathbb{E} \left[\frac{1}{T} \sum_{t=1}^T (x_t^\top Q x_t + u_t^\top R u_t) \right] := J(K)$$

- Set of stabilizing controllers $K \in \mathcal{K}$
- A fast-growing list of references

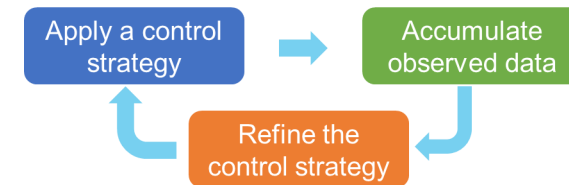
➤ Fazel et al., ICML, 2018; Malik et al., 2019; Mohammadi et al., IEEE TAC, 2020; Li et al., 2019; K. Zhang, B. Hu, and T. Başar, 2021; Furieri et al., 2019; Feiran Zhao & Keyou You, 2021, and many others

LQR as an Optimization problem

$$\begin{aligned} \min_K \quad & J(K) \\ \text{s.t.} \quad & K \in \mathcal{K} \end{aligned}$$

Direct policy iteration

$$K_{i+1} = K_i - \alpha_i \nabla J(K_i)$$



- ✓ Good Landscape properties (Fazel et al., 2018)
 - Connected feasible region
 - Unique stationary point
 - Gradient dominance
- ✓ Fast global convergence (exponential)

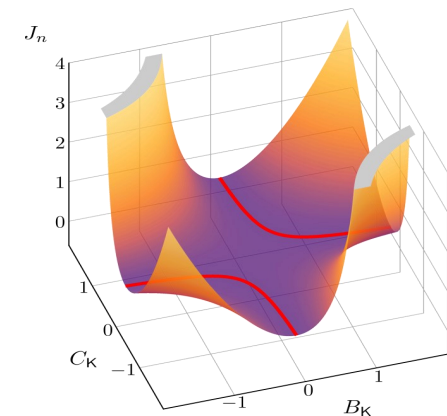
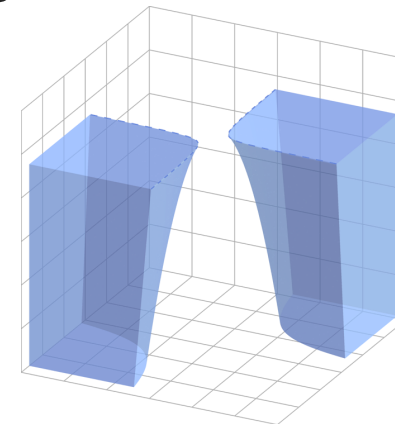
Challenges for partially observed LQG

□ Results on model-free LQG control are much fewer

- LQG is more complicated than LQR
- Requires dynamical controllers
- Its landscape properties are much richer and more complicated than LQR

Our focus: Landscape Analysis of LQG

- **Question 1: Properties of the domain** (set of stabilizing controllers)
 - convexity, connectivity, open/closed?
- **Question 2: Properties of the accumulated cost**
 - convexity, differentiability, coercivity?
 - set of stationary points/local minima/global minima?



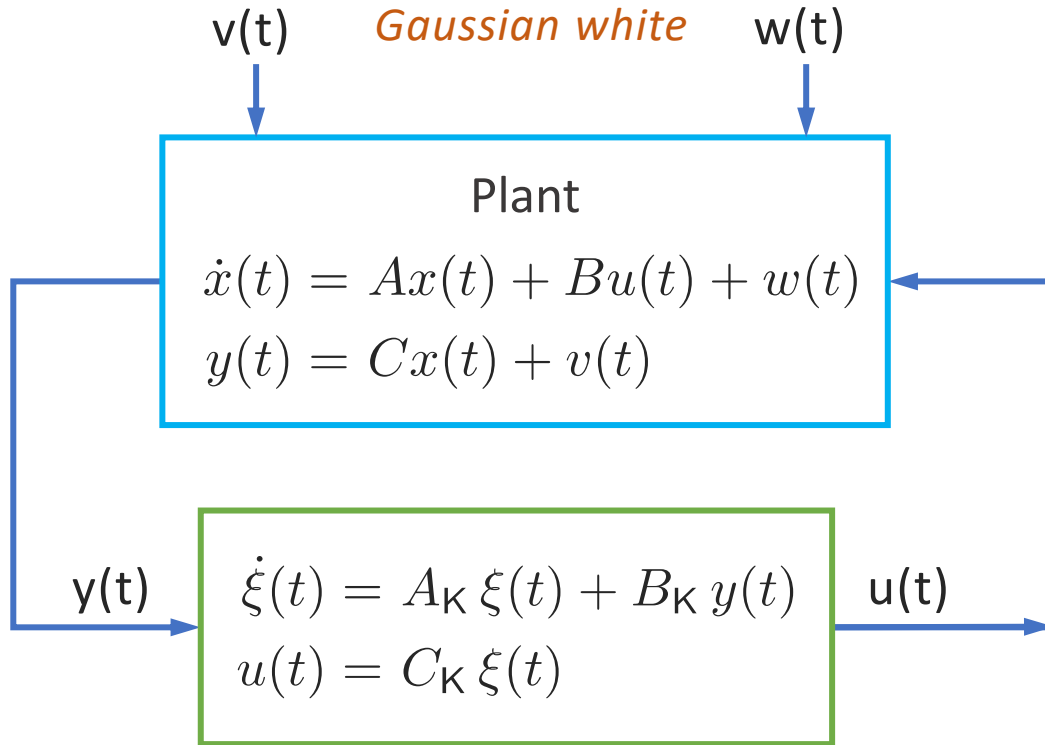
Outline

- ❑ **LQG problem Setup**
- ❑ **Connectivity of the Set of Stabilizing Controllers**
- ❑ **Structure of Stationary Points of the LQG cost**
- ❑ **Conclusions**

Outline

- LQG problem Setup**
- Connectivity of the Set of Stabilizing Controllers
- Structure of Stationary Points of the LQG cost
- Conclusions

LQG Problem Setup



dynamical controller

$$K = (A_K, B_K, C_K)$$

| | | |
|---------------------|------------------------|--------------|
| Standard Assumption | $(A, B), (A, W^{1/2})$ | Controllable |
| | $(C, A), (Q^{1/2}, A)$ | Observable |

Objective: The LQG cost

$$\lim_{T \rightarrow +\infty} \frac{1}{T} \mathbb{E} \int_0^T (x^\top Q x + u^\top R u) dt$$

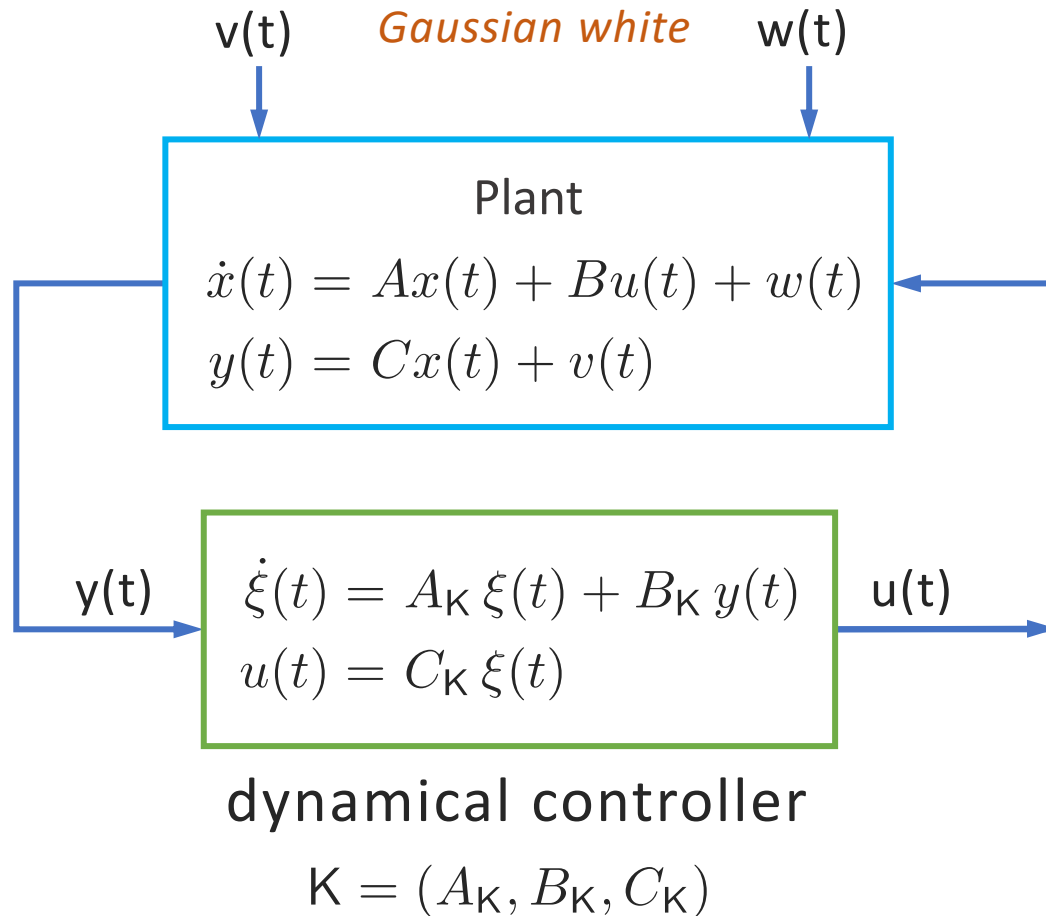
- $\xi(t)$ internal state of the controller
- $\dim \xi(t)$ order of the controller
- $\dim \xi(t) = \dim x(t)$ full-order
- $\dim \xi(t) < \dim x(t)$ reduced-order

Minimal controller

The input-output behavior cannot be replicated by a lower order controller.

* (A_K, B_K, C_K) controllable and observable

Separation principle



Objective: The LQG cost

$$\lim_{T \rightarrow +\infty} \frac{1}{T} \mathbb{E} \int_0^T (x^\top Q x + u^\top R u) dt$$

Solution: Kalman filter for state estimation
+ LQR based on the estimated state

$$\dot{\xi} = (A - BK)\xi + L(y - C\xi),$$

$$u = -K\xi.$$

Two Riccati equations

➤ Kalman gain $L = PC^\top V^{-1}$

$$AP + PA^\top - PC^\top V^{-1} CP + W = 0,$$

➤ Feedback gain $K = R^{-1} B^\top S$

$$A^\top S + SA - SBR^{-1} B^\top S + Q = 0$$

Explicit dependence on the dynamics

Model-free Optimization formulation

□ Closed-loop dynamics

$$\begin{aligned} \frac{d}{dt} \begin{bmatrix} x \\ \xi \end{bmatrix} &= \begin{bmatrix} A & BC_K \\ B_K C & A_K \end{bmatrix} \begin{bmatrix} x \\ \xi \end{bmatrix} + \begin{bmatrix} I & 0 \\ 0 & B_K \end{bmatrix} \begin{bmatrix} w \\ v \end{bmatrix}, \\ \begin{bmatrix} y \\ u \end{bmatrix} &= \begin{bmatrix} C & 0 \\ 0 & C_K \end{bmatrix} \begin{bmatrix} x \\ \xi \end{bmatrix} + \begin{bmatrix} v \\ 0 \end{bmatrix}. \end{aligned}$$

□ Feasible region of the controller parameters

$$\mathcal{C}_{\text{full}} = \left\{ K \mid K = (A_K, B_K, C_K) \text{ is full order} \right. \\ \left. \begin{bmatrix} A & BC_K \\ B_K C & A_K \end{bmatrix} \text{ is Hurwitz stable} \right\}$$

□ Cost function

$$\lim_{T \rightarrow +\infty} \frac{1}{T} \mathbb{E} \int_0^T (x^\top Q x + u^\top R u) dt$$

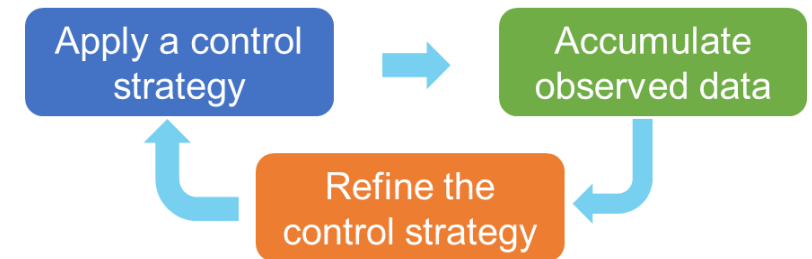
$$J(K) = \text{tr} \left(\begin{bmatrix} Q & 0 \\ 0 & C_K^\top R C_K \end{bmatrix} X_K \right) = \text{tr} \left(\begin{bmatrix} W & 0 \\ 0 & B_K V B_K^\top \end{bmatrix} Y_K \right)$$

X_K, Y_K Solution to Lyapunov equations

LQG as an Optimization problem

$$\begin{aligned} \min_K \quad & J(K) \\ \text{s.t.} \quad & K = (A_K, B_K, C_K) \in \mathcal{C}_{\text{full}} \end{aligned}$$

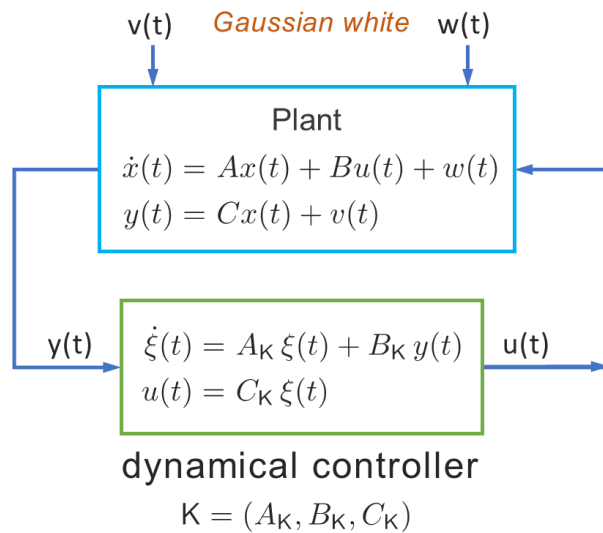
Direct policy iteration $K_{i+1} = K_i - \alpha_i \nabla J(K_i)$



- ✓ Does it converge at all?
- ✓ Converge to which point?
- ✓ Convergence speed?

Landscape Analysis

Model-free Optimization formulation



LQG as an Optimization problem

$$\min_K J(K)$$

$$\text{s.t. } K = (A_K, B_K, C_K) \in \mathcal{C}_{\text{full}}$$

Landscape Analysis

- **Q1: Connectivity of the feasible region $\mathcal{C}_{\text{full}}$**
 - Is it connected?
 - If not, how many connected components can it have?
- **Q2: Structure of stationary points of $J(K)$**
 - Are there spurious (strictly suboptimal, saddle) stationary points?
 - How to check if a stationary point is globally optimal?

Outline

- LQG problem Setup
- Connectivity of the Set of Stabilizing Controllers**
- Structure of Stationary Points of the LQG cost
- Conclusions

Connectivity of the feasible region

□ Simple observation: non-convex and unbounded

Lemma 1: the set $\mathcal{C}_{\text{full}}$ is non-empty, unbounded, and can be non-convex.

Example

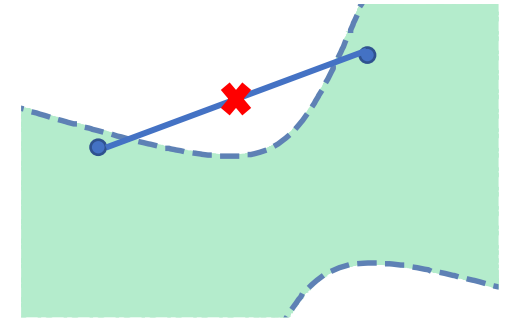
$$\dot{x}(t) = x(t) + u(t) + w(t)$$

$$y(t) = x(t) + v(t)$$

$$\mathcal{C}_{\text{full}} = \left\{ \mathbf{K} = \begin{bmatrix} 0 & C_{\mathbf{K}} \\ B_{\mathbf{K}} & A_{\mathbf{K}} \end{bmatrix} \in \mathbb{R}^{2 \times 2} \mid \begin{bmatrix} 1 & C_{\mathbf{K}} \\ B_{\mathbf{K}} & A_{\mathbf{K}} \end{bmatrix} \text{ is stable} \right\}.$$

$$\mathbf{K}^{(1)} = \begin{bmatrix} 0 & 2 \\ -2 & -2 \end{bmatrix}, \quad \mathbf{K}^{(2)} = \begin{bmatrix} 0 & -2 \\ 2 & -2 \end{bmatrix} \quad \text{Stabilize the plant, and thus belong to } \mathcal{C}_{\text{full}}$$


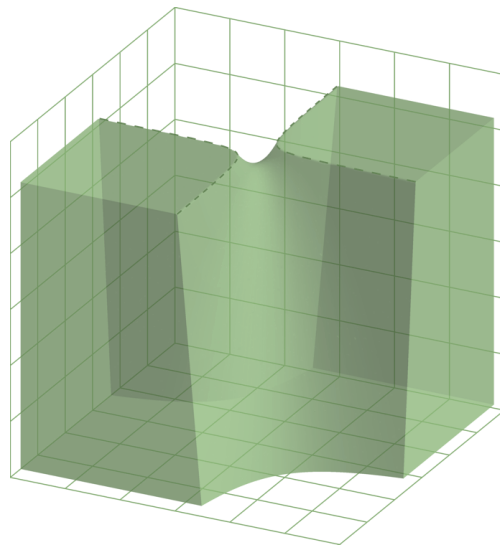
$$\hat{\mathbf{K}} = \frac{1}{2} \left(\mathbf{K}^{(1)} + \mathbf{K}^{(2)} \right) = \begin{bmatrix} 0 & 0 \\ 0 & -2 \end{bmatrix} \quad \text{Fails to stabilize the plant, and thus outside } \mathcal{C}_{\text{full}}$$



Connectivity of the feasible region

□ Main Result 1: dis-connectivity

Theorem 1: The set $\mathcal{C}_{\text{full}}$ can be disconnected but has at most 2 connected components.

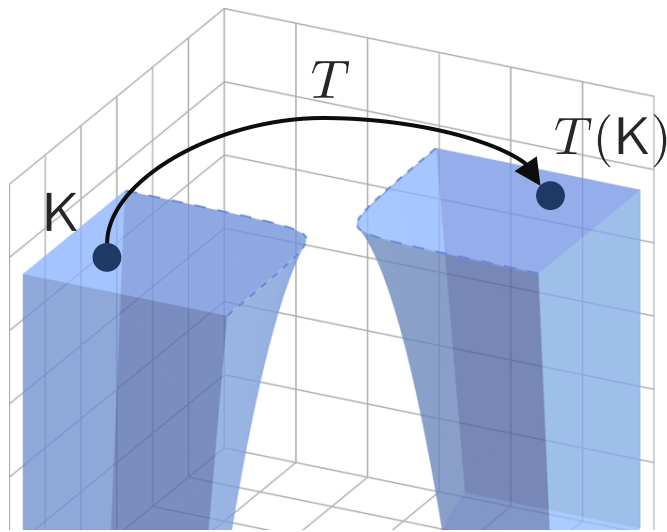


- ✓ Different from the connectivity of static stabilizing state-feedback controllers, which is always connected!
- ✓ Is this a negative result for gradient-based algorithms? → **No**

Connectivity of the feasible region

□ Main Result 2: dis-connectivity

Theorem 2: If $\mathcal{C}_{\text{full}}$ has 2 connected components, then there is a smooth bijection T between the 2 connected components that has the same cost function value.



$$J(\mathbf{K}) = J(T(\mathbf{K}))$$

✓ In fact, the bijection T is defined by a similarity transformation (change of controller state coordinate)

$$\mathcal{I}_T(\mathbf{K}) := \begin{bmatrix} D_{\mathbf{K}} & C_{\mathbf{K}}T^{-1} \\ TB_{\mathbf{K}} & TA_{\mathbf{K}}T^{-1} \end{bmatrix}.$$

Positive news: For gradient-based local search methods, it makes no difference to search over either connected component.

Connectivity of the feasible region

□ Main Result 3: conditions for connectivity

Theorem 3: 1) $\mathcal{C}_{\text{full}}$ is connected if there exists a reduced-order stabilizing controller.

2) The sufficient condition above becomes necessary if the plant is single-input or single-output.

Corollary 1: Given any open-loop stable plant, the set of stabilizing controllers $\mathcal{C}_{\text{full}}$ is connected.

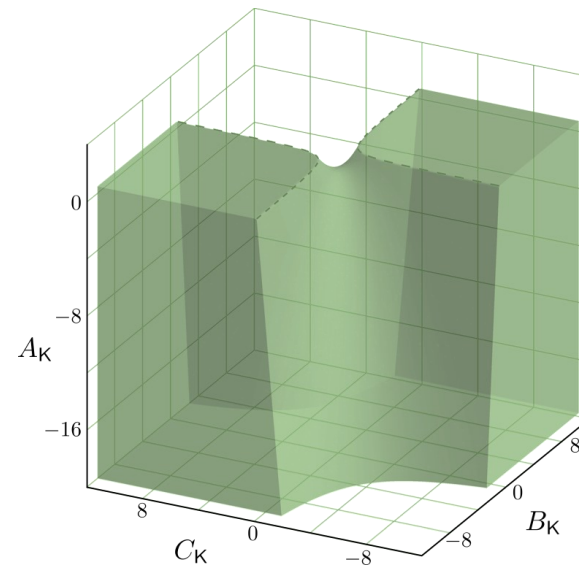
Example: Open-loop stable system

$$\dot{x}(t) = -x(t) + u(t) + w(t)$$

$$y(t) = x(t) + v(t)$$

Routh--Hurwitz stability criterion

$$\mathcal{C}_{\text{full}} = \left\{ K = \begin{bmatrix} 0 & C_K \\ B_K & A_K \end{bmatrix} \in \mathbb{R}^{2 \times 2} \mid A_K < 1, B_K C_K < -A_K \right\}.$$



Connectivity of the feasible region

□ Main Result 3: conditions for connectivity

Example: Open-loop unstable system (SISO)

$$\dot{x}(t) = x(t) + u(t) + w(t)$$

$$y(t) = x(t) + v(t)$$

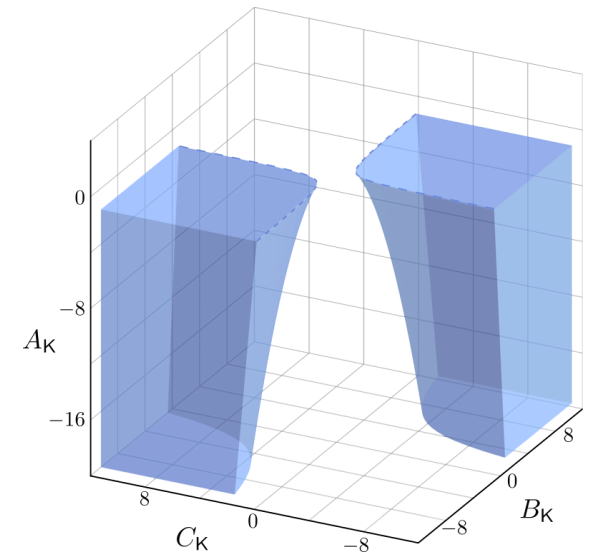
- **Routh--Hurwitz stability criterion**

$$\begin{aligned} \mathcal{C}_{\text{full}} &= \left\{ K = \begin{bmatrix} 0 & C_K \\ B_K & A_K \end{bmatrix} \in \mathbb{R}^{2 \times 2} \mid \begin{bmatrix} A & BC_K \\ B_K C & A_K \end{bmatrix} \text{ is stable} \right\} \\ &= \left\{ K = \begin{bmatrix} 0 & C_K \\ B_K & A_K \end{bmatrix} \in \mathbb{R}^{2 \times 2} \mid A_K < -1, B_K C_K < A_K \right\}. \end{aligned}$$

- **Two path-connected components**

$$\begin{aligned} \mathcal{C}_1^+ &:= \left\{ K = \begin{bmatrix} 0 & C_K \\ B_K & A_K \end{bmatrix} \in \mathbb{R}^{2 \times 2} \mid A_K < -1, B_K C_K < A_K, B_K > 0 \right\}, \\ \mathcal{C}_1^- &:= \left\{ K = \begin{bmatrix} 0 & C_K \\ B_K & A_K \end{bmatrix} \in \mathbb{R}^{2 \times 2} \mid A_K < -1, B_K C_K < A_K, B_K < 0 \right\}. \end{aligned}$$

Disconnected feasible region



Proof idea: Lifting via Change of Variables

□ Change of variables in state-space domain: Lyapunov theory

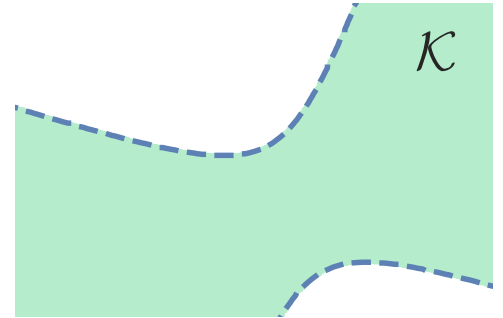
- Connectivity of the static stabilizing state feedback gains

$$\{K \in \mathbb{R}^{m \times n} \mid A - BK \text{ is stable}\}$$

$$\iff \{K \in \mathbb{R}^{m \times n} \mid \exists P \succ 0, P(A - BK)^\top + (A - BK)P \prec 0\}$$

$$\iff \{K \in \mathbb{R}^{m \times n} \mid \exists P \succ 0, PA^\top - L^\top B^\top + AP - BL \prec 0, L = KP\}$$

$$\iff \{K = LP^{-1} \in \mathbb{R}^{m \times n} \mid \exists P \succ 0, PA^\top - L^\top B^\top + AP - BL \prec 0\}.$$



Open, connected,
possibly nonconvex

- How about the set of stabilizing dynamical controllers

$$\begin{bmatrix} A & BC_K \\ B_K C & A_K \end{bmatrix} \text{ is stable}$$

$$\iff \exists P \succ 0, P \begin{bmatrix} A & BC_K \\ B_K C & A_K \end{bmatrix}^\top + \begin{bmatrix} A & BC_K \\ B_K C & A_K \end{bmatrix} P \prec 0,$$

Change of variables for
output feedback control
is highly non-trivial

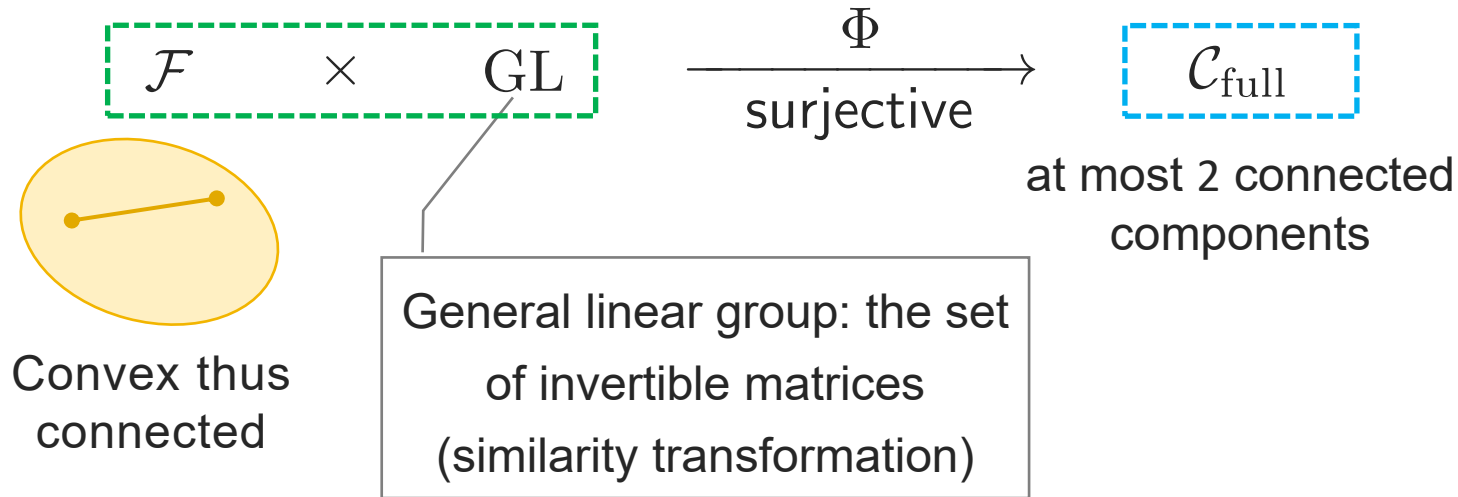
[Gahinet and Apkarian, 1994]
[Scherer et al., IEEE TAC 1997]

Proof idea: Lifting via Change of Variables

□ Change of variables in state-space domain: Lyapunov theory

$$\Phi(Z) = \begin{bmatrix} \Phi_D(Z) & \Phi_C(Z) \\ \Phi_B(Z) & \Phi_A(Z) \end{bmatrix} := \begin{bmatrix} I & 0 \\ YB & \Xi \end{bmatrix}^{-1} \begin{bmatrix} G & H \\ F & M - YAX \end{bmatrix} \begin{bmatrix} I & CX \\ 0 & \Pi \end{bmatrix}^{-1} .$$

[Scherer et al., IEEE TAC 1997]
[Gahinet and Apkarian, 1994]




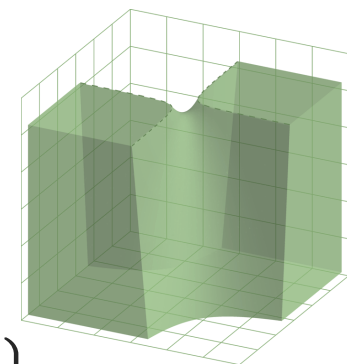
Two connected components

$$\text{GL}_n^+ = \{\Pi \in \mathbb{R}^{n \times n} \mid \det \Pi > 0\},$$

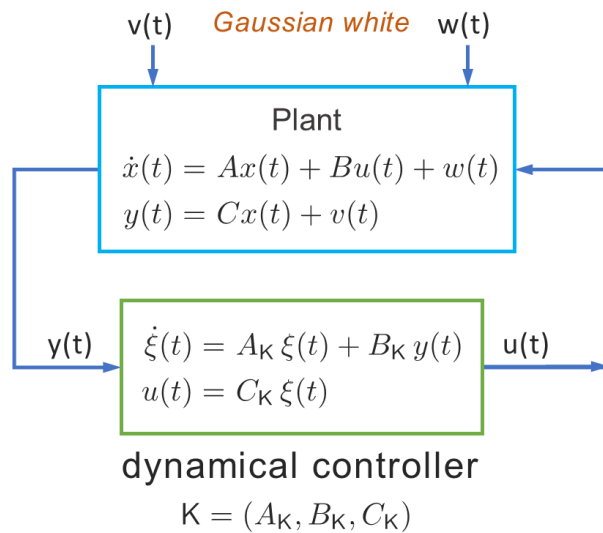
$$\text{GL}_n^- = \{\Pi \in \mathbb{R}^{n \times n} \mid \det \Pi < 0\}.$$

$$\mathcal{F} = \left\{ (X, Y, M, H, F) \mid X, Y \in \mathbb{S}^n, M \in \mathbb{R}^{n \times n}, H \in \mathbb{R}^{n \times p}, F \in \mathbb{R}^{m \times n}, \right.$$

$$\left. \begin{bmatrix} X & I \\ I & Y \end{bmatrix} \succ 0, \begin{bmatrix} AX+BF & A \\ M & YA+HC \end{bmatrix} + \begin{bmatrix} AX+BF & A \\ M & YA+HC \end{bmatrix}^\top \prec 0 \right\}$$



Model-free Optimization formulation



LQG as an Optimization problem

$$\min_K J(K)$$

$$\text{s.t. } K = (A_K, B_K, C_K) \in \mathcal{C}_{\text{full}}$$

Landscape Analysis

- Q1: Connectivity of the feasible region $\mathcal{C}_{\text{full}}$
 - Is it connected? **No**
 - How many connected components can it have? **Two**
- Q2: Structure of stationary points of $J(K)$
 - Are there spurious (strictly suboptimal, saddle) stationary points?
 - How to check if a stationary point is globally optimal?

Outline

- LQG problem Setup
- Connectivity of the Set of Stabilizing Controllers
- Structure of Stationary Points of the LQG cost**
- Conclusions

Structure of Stationary Points

□ Simple observations

- 1) $J(K)$ is a real analytic function over its domain (smooth, infinitely differentiable)
- 2) $J(K)$ has **non-unique** and **non-isolated** global optima

$$\begin{aligned}\dot{\xi}(t) &= A_K \xi(t) + B_K y(t) \\ u(t) &= C_K \xi(t)\end{aligned}$$

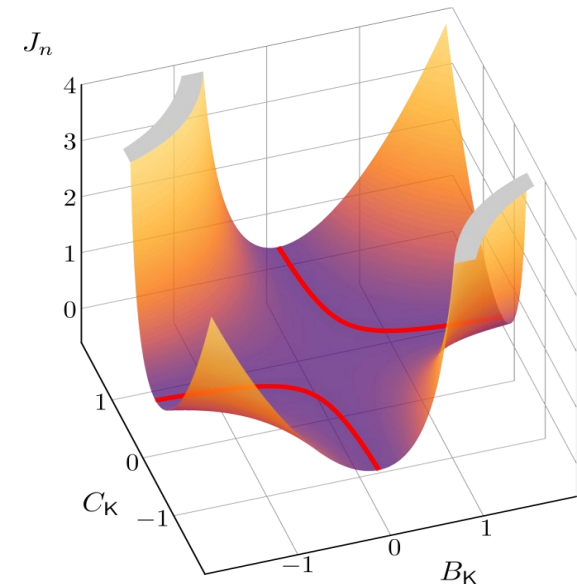
Similarity transformation

$$(A_K, B_K, C_K) \mapsto (TA_K T^{-1}, TB_K, C_K T^{-1})$$

- $J(K)$ is invariant under similarity transformations.
- It has many stationary points, unlike the LQR with a unique stationary point

LQG as an Optimization problem

$$\begin{aligned}\min_K \quad & J(K) \\ \text{s.t.} \quad & K = (A_K, B_K, C_K) \in \mathcal{C}_{\text{full}}\end{aligned}$$



Structure of Stationary Points

□ Gradient computation

Lemma 1: For every $K = (A_K, B_K, C_K) \in \mathcal{C}_{\text{full}}$, we have

$$\frac{\partial J(K)}{\partial A_K} = 2 (Y_{12}^T X_{12} + Y_{22} X_{22}),$$

$$\frac{\partial J(K)}{\partial B_K} = 2 (Y_{22} B_K V + Y_{22} X_{12}^T C^T + Y_{12}^T X_{11} C^T),$$

$$\frac{\partial J(K)}{\partial C_K} = 2 (R C_K X_{22} + B^T Y_{11} X_{12} + B^T Y_{12} X_{22}),$$

where $X_K = \begin{bmatrix} X_{11} & X_{12} \\ X_{12}^T & X_{22} \end{bmatrix}$, $Y_K = \begin{bmatrix} Y_{11} & Y_{12} \\ Y_{12}^T & Y_{22} \end{bmatrix}$

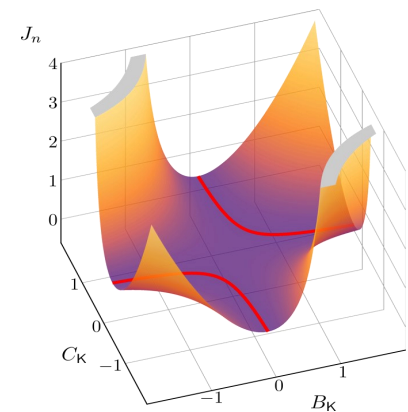
are the unique positive semidefinite solutions to two Lyapunov equations.

How does the set of Stationary Points look like?

$$\left\{ K \in \mathcal{C}_{\text{full}} \mid \begin{array}{l} \frac{\partial J(K)}{\partial A_K} = 0, \\ \frac{\partial J(K)}{\partial B_K} = 0, \\ \frac{\partial J(K)}{\partial C_K} = 0, \end{array} \right\}$$

□ Non-unique, non-isolated

□ Local minimum, local maximum, saddle points, or globally minimum?



Structure of Stationary Points

□ Main Result: existences of strict saddle points

Theorem 4: Consider any open-loop stable plant. The zero controller with any stable A_K

$$K = (A_K, 0, 0) \in \mathcal{C}_{\text{full}}$$

is a stationary point. Furthermore, the corresponding hessian is either indefinite (strict saddle point) or equal to zero.

Example:

$$\dot{x}(t) = -x(t) + u(t) + w(t)$$

$$Q = 1, R = 1, V = 1, W = 1$$

$$y(t) = x(t) + v(t)$$

$$\text{Stationary point: } K^* = \begin{bmatrix} 0 & 0 \\ 0 & a \end{bmatrix} \in \mathbb{R}^{2 \times 2}, \quad \text{with } a < 0$$

➤ **Cost function:** $J\left(\begin{bmatrix} 0 & C_K \\ B_K & A_K \end{bmatrix}\right) = \frac{A_K^2 - A_K(1 + B_K^2 C_K^2) - B_K C_K(1 - 3B_K C_K + B_K^2 C_K^2)}{2(-1 + A_K)(A_K + B_K C_K)}$.

➤ **Hessian:**
$$\left[\begin{array}{ccc} \frac{\partial J^2(K)}{\partial A_K^2} & \frac{\partial J^2(K)}{\partial A_K \partial B_K} & \frac{\partial J^2(K)}{\partial A_K \partial C_K} \\ \frac{\partial J^2(K)}{\partial B_K A_K} & \frac{\partial J^2(K)}{\partial B_K^2} & \frac{\partial J^2(K)}{\partial B_K \partial C_K} \\ \frac{\partial J^2(K)}{\partial C_K A_K} & \frac{\partial J^2(K)}{\partial C_K B_K} & \frac{\partial J^2(K)}{\partial C_K^2} \end{array} \right] \Bigg|_{K^* = \begin{bmatrix} 0 & 0 \\ 0 & a \end{bmatrix}} = \frac{1}{2(1-a)} \begin{bmatrix} 0 & 0 & 0 \\ 0 & 0 & 1 \\ 0 & 1 & 0 \end{bmatrix},$$

Indefinite with eigenvalues:

$$0 \text{ and } \pm \frac{1}{2(1-a)}$$

Structure of Stationary Points

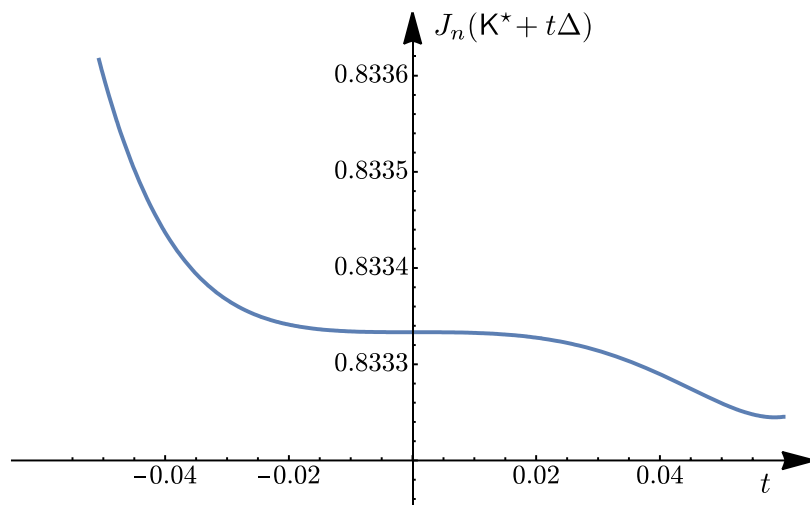
□ Main Result: existences of strict saddle points

Theorem 4: Consider any open-loop stable plant. The zero controller with any stable A_K

$$K = (A_K, 0, 0) \in \mathcal{C}_{\text{full}}$$

is a stationary point. Furthermore, the corresponding hessian is either indefinite (strict saddle point) or equal to zero.

Another example with zero Hessian



How does the set of Stationary Points look like?

$$\left\{ K \in \mathcal{C}_{\text{full}} \left| \begin{array}{l} \frac{\partial J(K)}{\partial A_K} = 0, \\ \frac{\partial J(K)}{\partial B_K} = 0, \\ \frac{\partial J(K)}{\partial C_K} = 0, \end{array} \right. \right\}$$

- Non-unique, non-isolated
- **Strictly suboptimal points; Strict saddle points**
- All bad stationary points correspond to non-minimal controllers

Structure of Stationary Points

□ Main Result

Theorem 5: All stationary points corresponding to controllable and observable controllers are globally optimum.

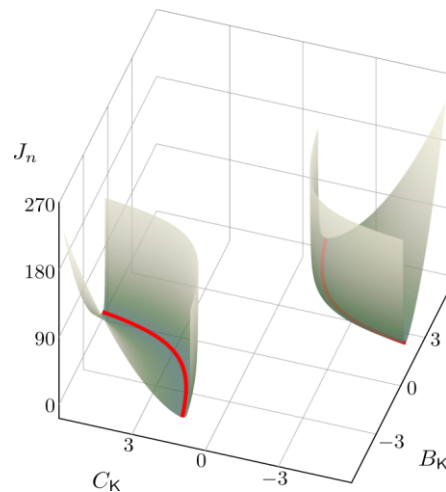
Particularly, given a stationary point that is a **minimal** controller

- 1) This stationary point is a global optimum of $J(K)$
- 2) The set of all global optima forms a manifold with 2 connected components. They are connected by a similarity transformation.

$$\left\{ K \in \mathcal{C}_{\text{full}} \left| \begin{array}{l} \frac{\partial J(K)}{\partial A_K} = 0, \\ \frac{\partial J(K)}{\partial B_K} = 0, \\ \frac{\partial J(K)}{\partial C_K} = 0, \end{array} \right. \right\}$$

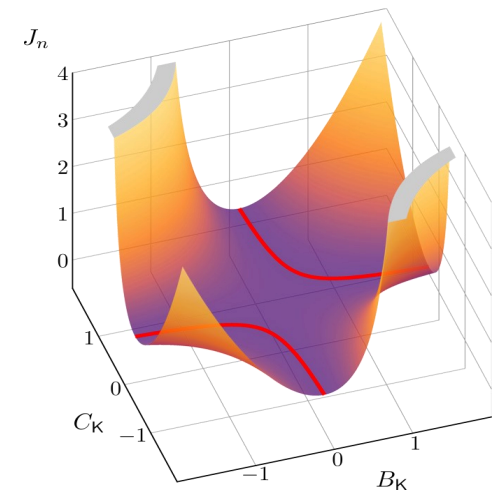
Example: open-loop unstable system

$$\begin{aligned} \dot{x}(t) &= x(t) + u(t) + w(t) \\ y(t) &= x(t) + v(t) \end{aligned}$$



Example: open-loop stable system

$$\begin{aligned} \dot{x}(t) &= -x(t) + u(t) + w(t) \\ y(t) &= x(t) + v(t) \end{aligned}$$



Proof idea

□ Proof: all minimal stationary points are unique up to a similarity transformation

All minimal stationary points $K = (A_K, B_K, C_K) \in \mathcal{C}_{\text{full}}$ to the LQG problem are in the form of

$$A_K = T(A - BK - LC)T^{-1}, \quad B_K = -TL, \quad C_K = KT^{-1},$$

$$K = R^{-1}B^T S, \quad L = PC^T V^{-1},$$

T is an invertible matrix and P, S are the unique positive definite solutions to the Riccati equations

$$\left\{ K \in \mathcal{C}_{\text{full}} \left\{ \begin{array}{l} \frac{\partial J(K)}{\partial A_K} = 0, \\ \frac{\partial J(K)}{\partial B_K} = 0, \\ \frac{\partial J(K)}{\partial C_K} = 0, \end{array} \right. \right\} \xrightarrow{\text{Minimal controller}} \begin{array}{l} \frac{\partial J_n(K)}{\partial B_K} = 0 \implies B_K = -TPC^T V^{-1} \\ \frac{\partial J_n(K)}{\partial C_K} = 0 \implies C_K = R^{-1}B^T S T^{-1} \\ \frac{\partial J(K)}{\partial A_K} = 0 \implies A_K = T(A - PC^T V^{-1}C - BR^{-1}B^T S)T^{-1} \end{array}$$

$$\frac{\partial J(K)}{\partial A_K} = 2(Y_{12}^T X_{12} + Y_{22} X_{22}),$$

$$\frac{\partial J(K)}{\partial B_K} = 2(Y_{22} B_K V + Y_{22} X_{12}^T C^T + Y_{12}^T X_{11} C^T),$$

$$\frac{\partial J(K)}{\partial C_K} = 2(R C_K X_{22} + B^T Y_{11} X_{12} + B^T Y_{12} X_{22}),$$

Special case in Theorem 20.6 of Zhou et al., 1996 and
Section II of Hyland, 1984

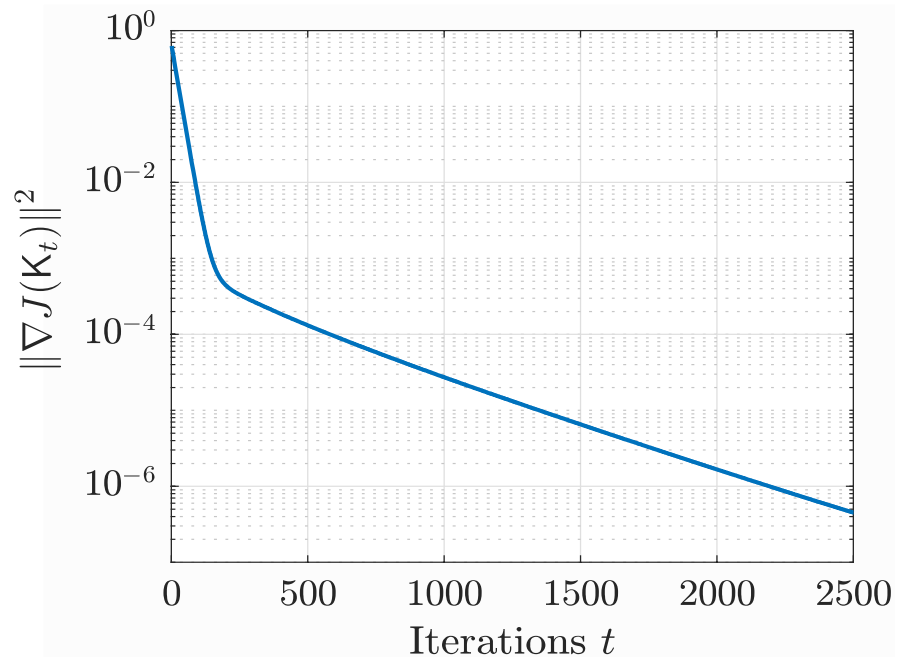
Structure of Stationary Points

□ Implication

Corollary: Consider gradient descent iterations

$$K_{t+1} = K_t - \alpha \nabla J(K_t)$$

If the iterates converge to a minimal controller, then this minimal controller is a global optima.



Open questions:

- ✓ Convergence conditions?
- ✓ Convergence speed?
- ✓ Alternative model-free parameterization

A very recent and related paper on output estimation is

Umenberger, J., Simchowitz, M., Perdomo, J. C., Zhang, K., & Tedrake, R. (2022). Globally Convergent Policy Search over Dynamic Filters for Output Estimation. *arXiv preprint arXiv:2202.11659*.

Comparison with LQR

LQR as an Optimization problem

$$\begin{aligned} \min_K \quad & J(K) \\ \text{s.t.} \quad & K \in \mathcal{K} \end{aligned}$$

LQG as an Optimization problem

$$\begin{aligned} \min_K \quad & J(K) \\ \text{s.t.} \quad & K = (A_K, B_K, C_K) \in \mathcal{C}_{\text{full}} \end{aligned}$$

Connectivity of feasible region

- ❖ Always connected

- ❖ Disconnected, but at most 2 connected comp.
- ❖ They are almost identical to each other

Stationary points

- ❖ Unique

- ❖ Non-unique, non-isolated stationary points
- ❖ Spurious stationary points (strict saddle, nonminimal controller)
- ❖ **All mini. stationary points are globally optimal**

Gradient Descent

- ❖ Gradient dominance
- ❖ Global fast convergence (like strictly convex)

- ❖ No gradient dominance
- ❖ Local convergence/speed (**unknown**)
- ❖ **Many open questions**

References

Fazel et al., ICML, 2018; Malik et al., 2019; Mohammadi et al., IEEE TAC, 2020; Li et al., 2019; K. Zhang, B. Hu, and T. Başar, 2021; Furiieri et al., 2019; Feiran Zhao & Keyou You, 2021, and many others

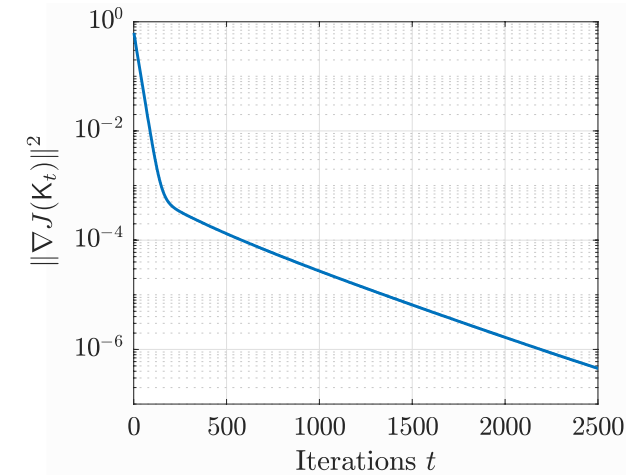
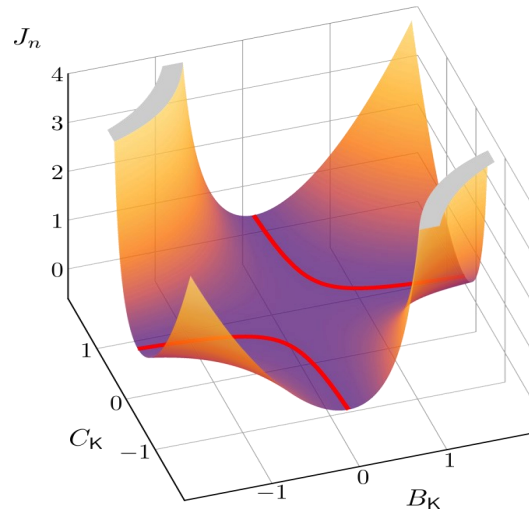
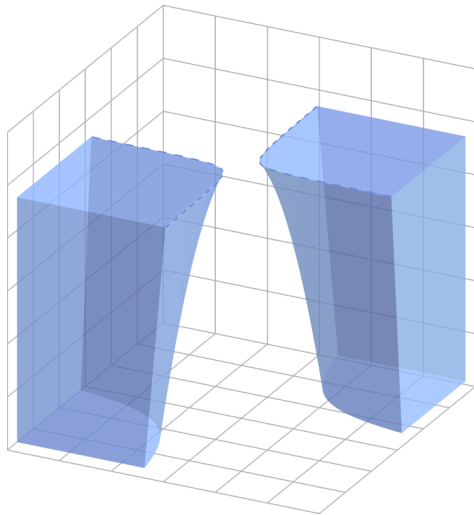
Zheng*, Tang*, Li. 2021, [link](#) (* equal contribution)

Outline

- LQG problem Setup
- Connectivity of the Set of Stabilizing Controllers
- Structure of Stationary Points of the LQG cost
- **Conclusions**

Landscape Analysis of LQG control

- ❑ Much richer and more complicated than LQR
- ❑ Disconnected, but at most 2 connected components
- ❑ Non-unique, non-isolated stationary points, strict saddle points
- ❑ Minimal stationary points are globally optimal



Ongoing and Future work

- A comprehensive classification of stationary points
- Conditions for existence of minimal globally optimal controllers
- Saddle points with vanishing Hessians may exist. How to deal with them?
- Alternative model-free parametrization of dynamic controllers
 - ✓ Better optimization landscape structures, smaller dimension
- Perturbed policy gradient?

Analysis of the Optimization Landscape of Linear Quadratic Gaussian (LQG) Control

Thank you for your attention!

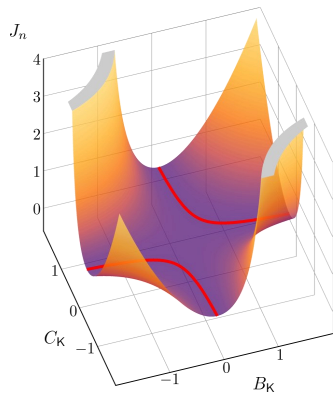
Q & A

More details. Check out our paper: <https://arxiv.org/abs/2102.04393>


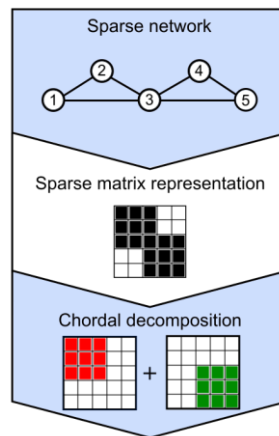
SOC lab at UC San Diego




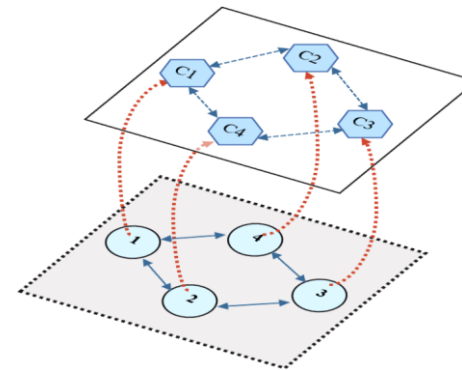
Data-driven and learning-based control



Sparse conic optimization



Scalable distributed control



Connected and autonomous vehicles (CAVs)

